

**LEGGE**

# 5300 Marine Series

Door furniture



The 5300 Marine Series narrow stile furniture has been designed for heavy duty commercial applications. This Series is constructed from 316 marine grade stainless steel making it suitable for both external and internal applications. It is ideal for use in high traffic applications such as retail, educational, government buildings, healthcare and commercial premises. The narrow plate furniture is best suited for use on narrow aluminium and timber stiles.

The handing mechanism of this Series allows the furniture to be handed on site, prior to installation by simply rotating the handle.

316 Satin Stainless Steel properties include:

- Increased wear resistance
- Corrosion resistant
- Suitable for coastal applications
- Suitable for areas where hygiene is important

## Features

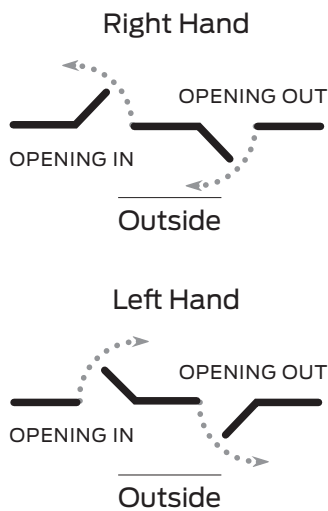
- Constructed of quality components, with cast 316 grade stainless steel levers and plates
- The heavy duty compression spring provides a smooth, fast return action of the lever and eliminates droop, extending the life of the furniture
- Symmetrically designed levers are able to be handed on site, with a simple 180° rotation of the lever prior to installation
- Designed for use with Legge 995 narrow stile mortice locks
- The 30 year warranty provides specifiers and users peace of mind through assured quality and performance
- The Alpha lever is AS1428:1-2009 compliant

# Specification guide


<b>L</b> <b>Brand</b>	<b>5303</b> <b>Plate Function Code</b>	<b>29</b> <b>Lever Design</b>	<b>SSS</b> <b>Finish</b>
Legge..... L	refer following pages	Alpha..... 29	316 Satin Stainless Steel ..... SSS

- 1. Brand**  
Select the brand ..... L
- 2. Plate Function**  
Select the required plate function  
e.g. 5303 internal plate with turn ..... L5303
- 3. Lever Design**  
Select the desired lever design  
e.g. # 29 Alpha ..... L5303/29
- 4. Finish**  
Select the desired finis  
e.g. Satin Chrome ..... L5303/29SSS

# Handing guide



Specifications	
<b>Door type</b>	Timber or metal
<b>Door thickness</b>	32mm to 50mm
<b>Spindle size</b>	7.6mm
<b>Compatible locks/ latches</b>	Legge 995MF Series mortice locks
<b>Fixing centres</b>	159mm
<b>Fixing</b>	External plates concealed, internal plates visible fix (screws supplied with exterior plates only, screw length 75mm)
<b>Materials</b>	Cast 316 grade stainless steel
<b>Finishes</b>	Satin stainless steel
<b>Warranty</b>	30 year mechanical



## Lever handing

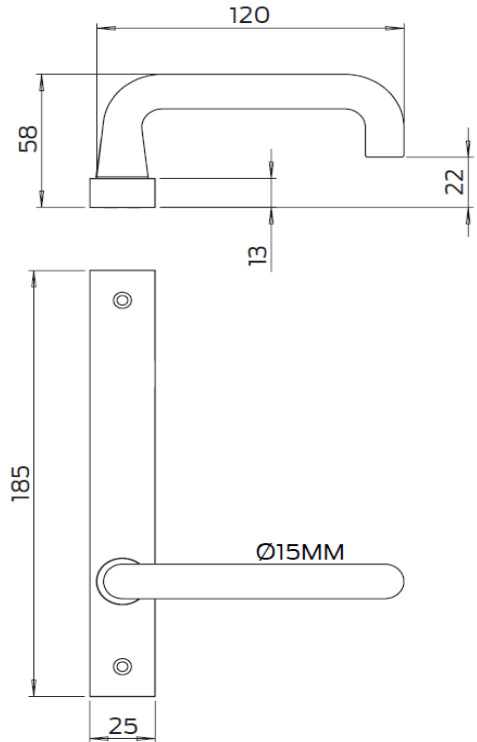
Handing is as simple as a turn of the handle.

The handing mechanism of the Legge 5300 Series eliminates the need to specify the handing of symmetrically designed levers. Handing of the lever is as simple as rotating the handle 180° as illustrated. This mechanism removes the need to have stops and handing screws, thus saving time and money.

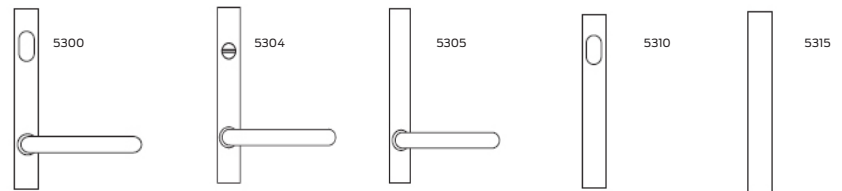
**Note:** For asymmetrically designed levers handing can not be reversed, and will require left or right handing to be specified when ordering.

# Legge 5300 Marine Series lever

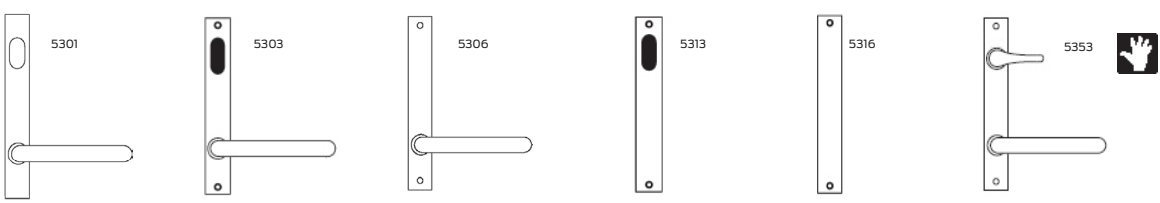
## Alpha #29








### External plates



### Internal plates



- Legend
- Turn snib 
- Cylinder hole 
- Emergency button 
- Accessible turn 

 Denotes handed lever