



Access Structures



Safe, reliable and long life span
landmarkpro.com.au | 1300 768 230

 **Landmark**
open space structures & solutions

BRISBANE | SYDNEY | MELBOURNE | ADELAIDE | PERTH | AUCKLAND

About Landmark

Landmark Products offers a complete, professional open space structure and furniture service throughout Australia and abroad.

From design through to manufacturing and installation, Landmark Products can deliver a total project solution.

With over 30 years' experience, and a team of highly skilful, expert specialists in public use infrastructure, Landmark is committed to exceeding the expectations of our clients, whether for a relatively straightforward project such as to supply street furniture, or for complex, large scale, custom built urban projects.



Contents



Six reasons why Landmark is the preferred choice




Aluminium Modular Access Structures
ALBANY SERIES



Timber Boardwalks & Viewing Platforms
TIMARU RANGE



Steel Boardwalks and Viewing Platforms
STROMLO RANGE




Access Structure Information
FOOTINGS, FRP, WPC AND MORE



Colours and Finishes
CHOICES



Design and installation
CONCEPT TO FINISH



Why Landmark?



Long life - build quality

At Landmark we understand the demands placed on our products

through public use, and the need to take a whole-of-life approach to these important community assets.

From design through to manufacturing, installation and ongoing maintenance, our products have been designed with visual appeal, durability and functionality front-of-mind. For this reason, we confidently offer a 10-year structural guarantee on access structures, extended to 20-year if installed by Landmark or a Landmark approved installer.



Widest product range

With Australia's largest range of standard open

space structures and park furniture, there are pre-designed and pre-engineered solutions available for almost every specification, delivering significant time savings, as well as reducing design, engineering and compliance costs.

If needed, all standard products can be modified to suit, or if you are looking for something unique our highly experienced design team can deliver a complete custom solution.



Site specific solutions

Through years of experience Landmark understands the

challenges our diverse country can present in the delivery of open space projects.

By considering and analysing a multitude of factors, Landmark design, engineer and manufacture each product to suit individual site specifications, working with you to select the most appropriate design and materials for the application, location, environment and budget.



Customer service

Landmark Products is committed to ensuring prompt

and effective service from first enquiry through to project completion. Our customer service staff and Project Consultants are expert in their field, and will guide you through the process, making this an easy and hassle-free experience.

It is our mission to ensure that the products you purchase are fit-for-purpose and all things have been considered and communicated effectively.



Installation and project management

Landmark Products is one of the few

companies in Australia that provide a full-service offering from – design, manufacturing, and installation. Thanks to this strategic advantage, Landmark Products' national installation and project management service is renowned nationally for its expertise.

From small installations through to complex projects our experienced project managers and installation teams will work closely with you to ensure the project is delivered on time, to budget, and with an extended structural warranty of 20 years.



Kit-form engineered

Landmark structures arrive flat-packed, ready-to-assemble, with

no on-site fabrication needed. Step-by-step assembly instructions and appropriate documentation are included.

The benefits of kit-form are numerous. With all components pre-cut and pre-drilled, there is less noise, less waste, less disturbance to the environment. Because erection times are so much quicker than traditional construction, there is significantly less on-site disruption. For remote or difficult sites, Landmark's factory-built structures are the sensible solution.





Access Structures



Long-life, adaptable



Aluminium Modular

ALBANY SERIES (K1180)

Modular aluminium access structures present an ideal, anti-corrosive, low-maintenance solution for harsh hand-to-access locations.

Decking and frame	Finishes & options	Fixings
<ul style="list-style-type: none"> Modular aluminium frame Fibre Reinforced Plastic (FRP) grate decking (9mm aperature) 		<ul style="list-style-type: none"> Stainless steel fixings Stainless steel anti-vandal fastening system where applicable
Options		
<ul style="list-style-type: none"> Hardwood decking (choice of stain colour tone) Wood Plastic Composite (WPC) decking 	<ul style="list-style-type: none"> Powder coating or two pack epoxy paint A selection of cap-rails in WPC or timber 	<ul style="list-style-type: none"> Specialised piers (Diamond) for sensitive or remote sites
For more information on options see page 12.		

CONFIDENCE AND COMPLIANCE

- Pre-engineered to 3Kpa loading
- Precision manufactured components and hardware
- Pre-processed manufacturing
- Professional building application drawings
- Independent engineering certificate
- Complete pier and abutment design (subject to geotechnical report)
- Comprehensive installation instructions
- Galvanised steel as per AS/NZ 2680:2006
- Hardwood is select grade and ACQ treated



K1161 Albany Series Aluminium Modular access structure

Module Options:

Individual modules are easily combined to create a complete access solution which is reusable, moveable and offering an exceptionally long life-cycle.

1.35m or 2m clear
width x 1.0 / 2.0 / 3.0 /
4.0m standard sizes




Straight landing modules

1.35m or 2m
clear width x 30°
/ 45° / 60° / 90°
standard angles



Angled landing modules

1.35m or 2m clear
width x 0.6 / 1.2 /
1.8 / 2.4 / 3.0 / 3.6m
standard sizes



Stairs modules



K1161 Albany Series Aluminium Modular access structure

**CUSTOM
SOLUTIONS
AVAILABLE**



K1161 Albany Series Aluminium
Modular access structure



Access Structures



Naturally appealing



Timber

TIMARU SERIES (K1160)

With an enduring quality, timber access structures are ideal for coastal locations. As well as being corrosion resistant, timber's natural beauty ensures that these structures will complement any site, whether traditional or cosmopolitan.

Decking and frame	Finishes and options	Fixings
<ul style="list-style-type: none"> Hardwood frame and decking 	<ul style="list-style-type: none"> High-grade penetrating timber treatment stain with colour tones 	<ul style="list-style-type: none"> Galvanised or stainless-steel fixings Stainless steel anti-vandal fastening system where applicable
Options		
<ul style="list-style-type: none"> Wood Plastic Composite (WPC) decking 	<ul style="list-style-type: none"> Choice of hand and kick rails – steel or aluminium or timber Safety barriers – steel or timber Disabled Access Rails – steel or aluminium Bicycle rails 	<ul style="list-style-type: none"> Specialised piers (Diamond) for sensitive or remote sites

For more information on options see page 12.



K1160 Timaru Series access structure



K1160 Timaru Series access structure

CONFIDENCE AND COMPLIANCE

- Precision manufactured components and hardware
- Pre-processed manufacturing
- Professional building application drawings
- Independent engineering certificate
- Complete pier and abutment design (subject to geotechnical report)
- Comprehensive installation instructions
- Galvanised steel as per AS/NZ 2680:2006
- Hardwood is select grade and ACQ treated



CUSTOM SOLUTIONS AVAILABLE



K1161 - BOARDWALKS





Access Structures



Strength with design flexibility.



Steel

STROMLO SERIES

Thanks to modern design and manufacturing, steel access structures not only provide their traditional strength, but can also enjoy greater design flexibility at an affordable price.

Decking and frame	Finishes and options	Fixings
<ul style="list-style-type: none"> Hot-dipped galvanised iron structure Hardwood decking 	<ul style="list-style-type: none"> Powder coating or two-pack epoxy paint 	<ul style="list-style-type: none"> Galvanised or stainless steel fixings Stainless steel anti-vandal fastening system where applicable
Options		
<ul style="list-style-type: none"> Wood Plastic Composite (WPC) decking Fibre Reinforced Plastic (FRP) grate decking 	<ul style="list-style-type: none"> Choice of hand and kick rails - steel or aluminium or timber Safety barriers - steel or timber Disabled Access Rails - steel or aluminium Bicycle rails 	<ul style="list-style-type: none"> Specialised piers (Diamond) for sensitive or remote sites

For more information on options see page 12.

CONFIDENCE AND COMPLIANCE

- Precision manufactured components and hardware
- Pre-processed manufacturing
- Professional building application drawings
- Independent engineering certificate
- Complete pier and abutment design (subject to geotechnical report)
- Comprehensive installation instructions
- Galvanised steel as per AS/NZ 2680:2006



K1171 Stromlo steel boardwalk





CUSTOM SOLUTIONS AVAILABLE



K1171 - BOARDWALKS



K1172 VIEWING PLATFORMS



More Information



FLOOD, CROWD AND VEHICLE LOADING

Where necessary flood loading, crowd loading (3kPa to 5kPa) and vehicle loading (up to one tonne) requirements are applied by our highly experienced in-house design team, in consultation with third-party engineers.

DEFINITIVE DECKING FOR ACCESS STRUCTURES

Fibre Reinforced Plastic (FRP) open grid decking is the definitive surface for pedestrian access structures. Landmark's standard FRP offering is a 19mm square open aperture, allowing self-cleaning with water, sand and other debris passing through. FRP is also slip-resistant, anti-corrosive, and almost indestructible. A closed grid decking option is also available.



100% RECYCLED – TOUGH AS NAILS DECKING

Wood plastic composite (WPC) can be used as a long-wearing alternative to decking, and used on cap-rails. Made from recycled wood compounds and polypropylene (engineered plastic) WPC is environmentally-friendly, containing up to 100% recycled material. WPC requires no staining, oil, lacquer or painting, has a high UV resistance, doesn't splinter and is extremely resistant to insect attack, fungi, rot and is corrosion free. WPC delivers a cost-effective solution over the product's life.

STAINLESS STEEL ANTI-VANDAL FASTENING SYSTEM

Comes with a matching key, the system deters vandals, and reduces theft and destruction.



DIAMOND PIERS

Construction without excavation is now possible with the ingenious Diamond Pier foundations. Diamond Piers are used on installations on sensitive, problematic or hard-to-reach sites. They can also be used for standard site installations to reduce noise (heavy machinery is not required) and they allow the structure above to be easily removed or relocated if required.



TRACEABILITY PLAQUE

All Landmark products carry an individual serial number so all product information is readily available in the event of maintenance requirements.

THE LANDMARK ATLAS

If a restroom in the catalogue doesn't meet your specific need, ask your Project Consultant about the Landmark Atlas, a comprehensive directory of pre-engineered, completed modified and custom designs.



CERTIFICATIONS

IS ISO 9001 Certified

This internationally recognised accreditation assures the highest quality standard of manufacture - Landmark is safe, consistent, meets customer expectations, continuously improves and complies with the law.

IS BS OHSAS 18001:2007 Certified

This international Occupational Health and Safety Management certification demonstrates Landmark Products' commitment to sound occupational health and safety performance.

All Landmark structures meet or exceed the National Construction Code (NCC), and other relevant Australian standards including:

- AS1170 Structural Design Actions
- AS 1428.1 Design for Access and Mobility
- AS 1720 Timber Structures
- AS 4100 Steel Structures
- Other relevant codes.

Materials and Finishes

All materials used in our access structures are sourced from carefully selected suppliers, known for consistent quality. As a certified ISO 9001 manufacturer offering a 25-year limited structural warranty, Landmark is committed to the highest quality processes to produce consistent, reliable products.



TIMBER

All our timber components are factory stained with our standard CD50 oil-based stain.

Pine: Our premium quality plantation hoop pine is stabilised and treated with safe Light Organic Solvent Preservatives (LOSP) to Hazard Level 3. LOSP treatment is used for structures subject to moist environments, preventing fungal decay of timber.

Hardwood: Our hardwood is select grade, sustainably harvested Western Queensland Hardwood (Spotted Gum or similar), ACQ treated to Hazard Level 4. Hardwood is graded F14 or better (the majority being F17). Ammoniacal Copper Quaternary (ACQ) preservative treatment provides greater safety of storage and application than CCA, yet retains similar performance. Landmark do not recommend painting hardwood.

Rosewood, an attractive and long-lasting timber, is used for timber screens. This too can be stained.

METAL

Steel: Mild-steel, hot-dipped galvanised to comply with AS/NZ 4680 standard, steel can be powder-coated to provide hard-wearing protection and a colourful, attractive finish. For higher level protection, two-pack epoxy paint or thermoplastic coatings can be applied.

Aluminium: Chosen for its resistance to corrosion, aluminium is about 30% as strong as steel, so it is used selectively.

DOWNLOADS

A full range of our colour and finish options is available at: landmarkpro.com.au/downloads



EPOXY/TWO PACK COLOURS



PINE PAINT COLOURS



TIMBER COLOUR TONES



POWDER COATING COLOURS




FRP DECKING COLOURS



WPC COLOURS

Design and Installation



DESIGN SERVICES

Although we have an extensive range of standard products (which can be modified to your needs), when it comes to custom products, our design process starts with our customers.

A concept that starts in the mind of a developer, an urban planner or landscape architect, can become a place of community and a hub of activity thanks to collaboration with Landmark's experienced design specialists.

For custom work, Landmark's talented design team listen and seek a full understanding of the vision and purpose of each project. The starting point can be an in-depth consultation session, client's providing a few sketches on a page, or a comprehensive set of CAD drawings.

Whatever the starting point, Landmark's design team can "add flesh to the bones", and begin to add the intricate specifics and attention-to-detail needed to complete a project that, at the very least, meets our customers' needs. Ultimately our aim is to exceed expectations.

When it comes to bigger projects, Landmark Products understand that collaboration with other professionals is the key to cutting-edge, multi-faceted design, and our track record of working with landscape architects, urban designers, various consultants and other infrastructure specialists is second-to-none.

INSTALLATION

All Landmark structures are fabricated to be easy-to-install, delivered fully constructed in-kit form with instructions that makes on-site installation faster with less noise, lower environmental impact.

Our products take days or weeks to install on-site where traditional construction methods can take weeks or months.

Landmark's Installation Service includes both project management and the actual installation of the structures, with our own highly experienced installers and a select group of sub-contractors at the ready. Landmark is a licensed builder.

Project Management

Our dedicated Project Managers oversee the delivery and installation process with great attention to detail and quality. They are skilled professionals with experience in relevant construction methods.

On-Site

Landmark installation teams are highly skilled professionals with many years of building and construction experience. They are committed to providing a safe site environment for both themselves and the community.





landmarkpro.com.au | sales@landmarkpro.com.au | 1300 768 230