

SPACE TOWER

Order and planning specification
for LEGRABOX

blum.com

 **blum**[®]



SPACE TOWER – the ultimate storage solution

SPACE TOWER can be accessed with impressive ease, providing ample space for provisions and can be tailored to each customer's individual needs. The well-designed storage solution is suited for the kitchen, as well as all other living areas throughout the home.

blum



Flexible Design

SPACE TOWER is flexible in height, width and depth and can be adjusted to individual storage space requirements. This practical storage solution makes use of every single millimetre.



Access from three sides

SPACE TOWER makes use of the full depth of your cabinet. Thanks to full extension, even those provisions stored in the furthest corner of a pull-out are easy to access from the left, right and even the front.




Every living area

The ample storage space and convenient access offered by SPACE TOWER make this the ideal solution for the bedroom, living room, hallway or bathroom.

Universal programme

The LEGRABOX programme is versatile and suited to any living area. The box system allows for a variety of applications that can be implemented in different heights and colours.



Terra Black Matt Orion Grey Matt Silk White Matt Anti-Fingerprint Stainless Steel

LEGRABOX pure - inner drawer



Inner drawer
Drawer side height M
90.5 mm

Front piece for cutting to size.

Nominal lengths

- 270 mm
- 350 mm
- 400 mm
- 450 mm
- 500 mm
- 550 mm
- 600 mm

LEGRABOX pure & free - inner pull-out




Inner pull-out
Drawer side height C
177 mm

Front piece with gallery
Front piece for cutting to size

Nominal lengths LEGRABOX pure

- 350 mm[^]
 - 400 mm
 - 450 mm
 - 500 mm
 - 550 mm
 - 600 mm[^]
- Available in Orion Grey, Silk White, Terra Black and Stainless Steel

[^]Not available in Stainless Steel




Inner pull-out
Drawer side height C
177 mm

Front piece with low design element

Nominal lengths LEGRABOX free

- 450 mm
 - 500 mm
 - 550 mm
- Available in Orion Grey, Silk White, Terra Black and Stainless Steel



Inner pull-out
Drawer side height C
177 mm

Front piece with high design element

SPACE TOWER

LEGRABOX pure
LEGRABOX free



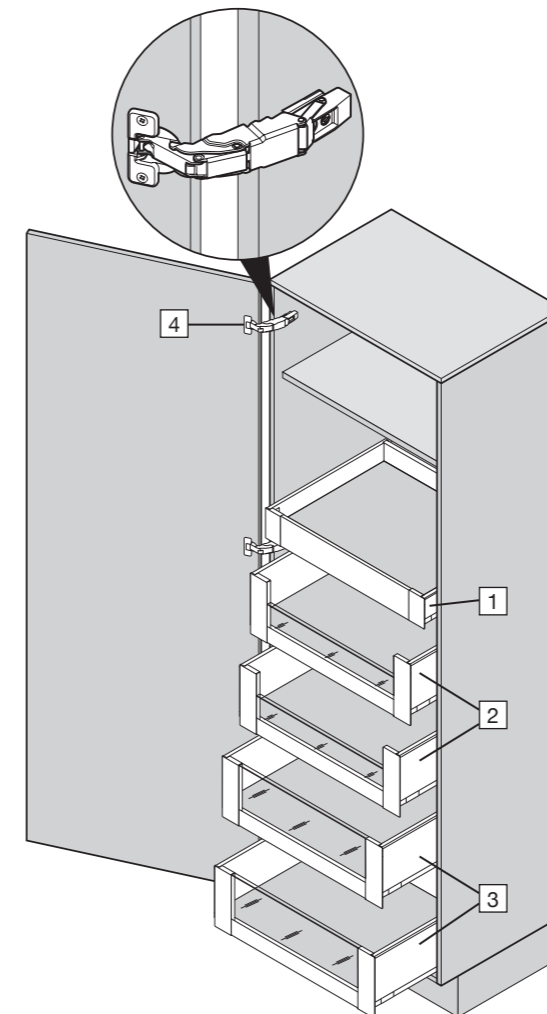
Product



Recommended configuration

- Shelf
- Inner drawer – M height
- Inner pull-out with low glass – C height x 2
- Inner pull-out with high glass – C height x 2
- Zero protrusion hinge with integrated BLUMOTION or TIP-ON for doors
- Cabinet width 300 mm – 600 mm x 1 door
- Cabinet width 600 mm – 1200 mm x 2 doors

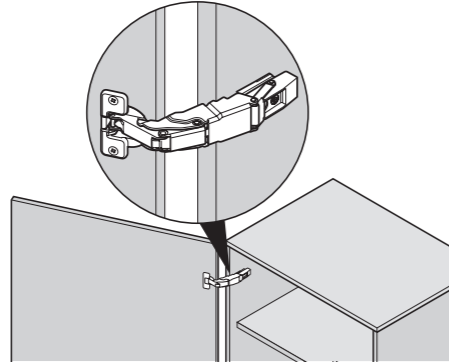
Order Specification



LEGRABOX pure	SPACE TOWER elements
1	Inner drawer – M height
2	Inner pull-out – C height with low glass
3	Inner pull-out – C height with high glass
4	SPACE TOWER cabinet front – zero protrusion hinge

LEGRABOX free	SPACE TOWER elements
1	Inner drawer – M height
2	Inner pull-out – C height with low glass
3	Inner pull-out – C height with high glass
4	SPACE TOWER cabinet front – zero protrusion hinge

Order Specification



NI	Nickel
ONS	Onyx Black
SW	Silk White
TS	Terra Black

155° zero protrusion hinge	Zinc boss with spring*				Zinc boss unsprung**	
	INSERTA	NI	ONS	Part Number	INSERTA	Part Number
Overlay application	INSERTA	NI	ONS	71B7590	INSERTA	70T7590.TL
	Screw-on	NI	ONS	71B7550	Screw-on	70T7550.TL
Dual application	INSERTA	NI	ONS	71B7690		
Inset application Use hinges for dual application and a 9mm spaced mounting plate.						

Mounting Plate				
		Spacing	Height	Part Number
	Horizontal cam mounting plate (EXPANDO)	0 mm	8.5 mm	177H3100E
		3 mm	11.5 mm	177H3130E
	Horizontal cam mounting plate	0 mm	8.5 mm	175H3100
	Cruciform cam mounting plate (EXPANDO)	0 mm	8.5 mm	174E6100.01
		3 mm	11.5 mm	174E6130.01
	Cruciform cam mounting plate	0 mm	8.5 mm	173H7100
		3 mm	11.5 mm	173H7130

TIP-ON for doors					
	For drilling	Short version with magnet	SW	TS	965.1004
	For overlay doors up to approx. 1300mm in height. For unsprung hinges Rec. for AVENTOS HK-XS. For drilling Ø10x50mm. Short version, length 50mm incl. 1 x glue-on and 1 x screw-on catch plates.				
	With inline adaptor plate	Short version 20/17	SW	TS	965.1201
	Assembly using chipboard screws Ø3.5mm or Ø4mm or with system screws. For use in combination with TIP-ON short version.				
	For drilling	Long version with magnet	SW	TS	956A1004
	For overlay doors starting from approx. 1300mm in height. For unsprung hinges. For drilling Ø10x76mm. Long version, length 76mm incl. 1 x glue-on and 1 x screw-on catch plates.				
	With inline adapter plate	Long version 20/32	SW	TS	956A1004
	Assembly using chipboard screws Ø3.5mm or Ø4mm or with system screws. For use in combination with TIP-ON long version.				

Recommendation – SPACE TOWER

Positioning in the cabinet	Drilling distances – front	Drilling distances – front	
			In high cabinets, it is practical to have a shelf at the highest level rather than an inner drawer
			The inner drawer allows access from the side. If the inner drawer is implemented with a higher back, stored goods are prevented from falling down the back
			The option to position the pull-outs at different heights within the cabinet guarantees that no items will be too tall to be stored inside
			The CLIP top BLUMOTION 155° hinge without front protrusion allows the cabinet width to be put to optimal use
			If the hinge is mounted above the pull-out, the lowest pull-out can be inserted right at the bottom. Turning even those last few centimetres into usable storage space

Total support – every step of the way

Supporting your unique design ideas, Blum has a variety of services and tools to support you during specification and initial design stages. Some facilitate individual tasks, others support you along several steps within the process chain. They will help you achieve the desired results more quickly and efficiently.

www.blum.com/services

blum



Online Specification Documents

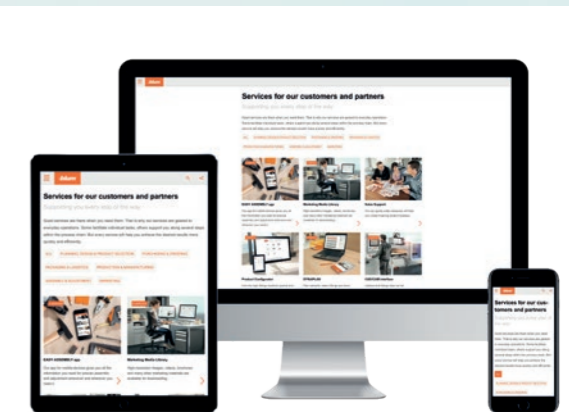
To assist in the specification of Blum product solutions; full specification documents and specification text relevant to the Australian product range can be downloaded via blum.com. This resource also provides a range of product and innovation solutions that can support current design trends.

> www.blum.com

Visit Blum.com

The Blum website provides you with access to the latest product information such as brochures, photos and videos. The information is always up-to-date and available 24/7.

> www.blum.com



CAD/CAM Data Service

The CAD/CAM Data Service enables you to download and use CAD and CAM data as a package or individually.

> www.blum.com/ccds



Blum Commercial Support

To support you with a variety of resources and assist you with planning, considerations and specification we have available a dedicated Commercial Sales Team. You can also experience Blum products first hand at our Blum showrooms or utilise our Kitchen Test Drive facilities.

> www.blum.com/contact



The company Blum

Founded over 60 years ago by Julius Blum, Blum is a family-owned company that operates on an international scale. Its strategic business segments include lift, hinge and pull-out systems. All our product developments focus on perfecting motion.

www.blum.com



Blum in Austria and around the world

The company has eight plants in Vorarlberg, Austria, additional production sites in Poland, the USA and Brazil and 30 subsidiaries/representative offices. Blum supplies more than 120 markets. The Blum Group employs 7,600 people in total, 5,800 of whom work in Vorarlberg.



Global customer benefits

“Whether manufacturer, distributor, fitter or kitchen user – everybody should personally enjoy the benefits of Blum products” – that is Blum’s philosophy on global customer benefits.



Innovations

To support customers with innovative fittings solutions and secure long-term success for the company, we need to consistently invest in research and development, in plants and facilities and in employee training. With more than 2,100 granted patents worldwide, Blum is one of Austria’s most innovative companies.



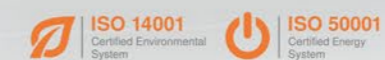
Quality

Blum’s comprehensive concept of quality does not only apply to products. Services and collaboration with customers and partners should also meet the same quality requirements.



Environment

At Blum, we believe that responsible ecological behaviour has long-term economic benefits. The longevity of products is just one of many important aspects. Other important measures include the use of environmentally-friendly processes, the intelligent use of materials and prudent energy management.



DYNAMIC SPACE

Good workflows, optimum use of storage space and top quality motion are important features of a practical kitchen. Blum’s ideas for practical kitchens are designed to bring function, convenience and ergonomics to furniture interiors.

 **Houzz** PRO:
Blum Australia

 **Instagram:**
@blumaustralia, #blumaustralia

 **Facebook:**
facebook.com/blumaustralia

 **Android App on Google Play:**
Easy Assembly App

 **Available on the App Store:**
Easy Assembly App

 **Tag Us:**
#blumaustralia

Blum Showrooms Sydney (Head Office)

10 Blackbird Close
Len Waters Estate NSW 2170
Ph: 02 9612 5400

Adelaide

179 Railway Terrace
Mile End SA 5031
Ph: 08 8118 6070

Brisbane

6/39-45 Compton Road
Underwood QLD 4119
Ph: 07 3135 9490

Melbourne

245 Ferntree Gully Road
Mount Waverley VIC 3149
Ph: 03 9982 1720

Perth

3/50 Howe Sreet
Osborne Park WA 6916
Ph: 08 6467 0110

Blum Australia Pty Ltd
PO BOX 1615
Green Valley, NSW, 2168
Australia
Toll Free: 1800 179 186
E-mail: info.au@blum.com
blum.com

