



Pull-out shelf lock

Secure hold for pull-out shelves

www.blum.com

 **blum**[®]

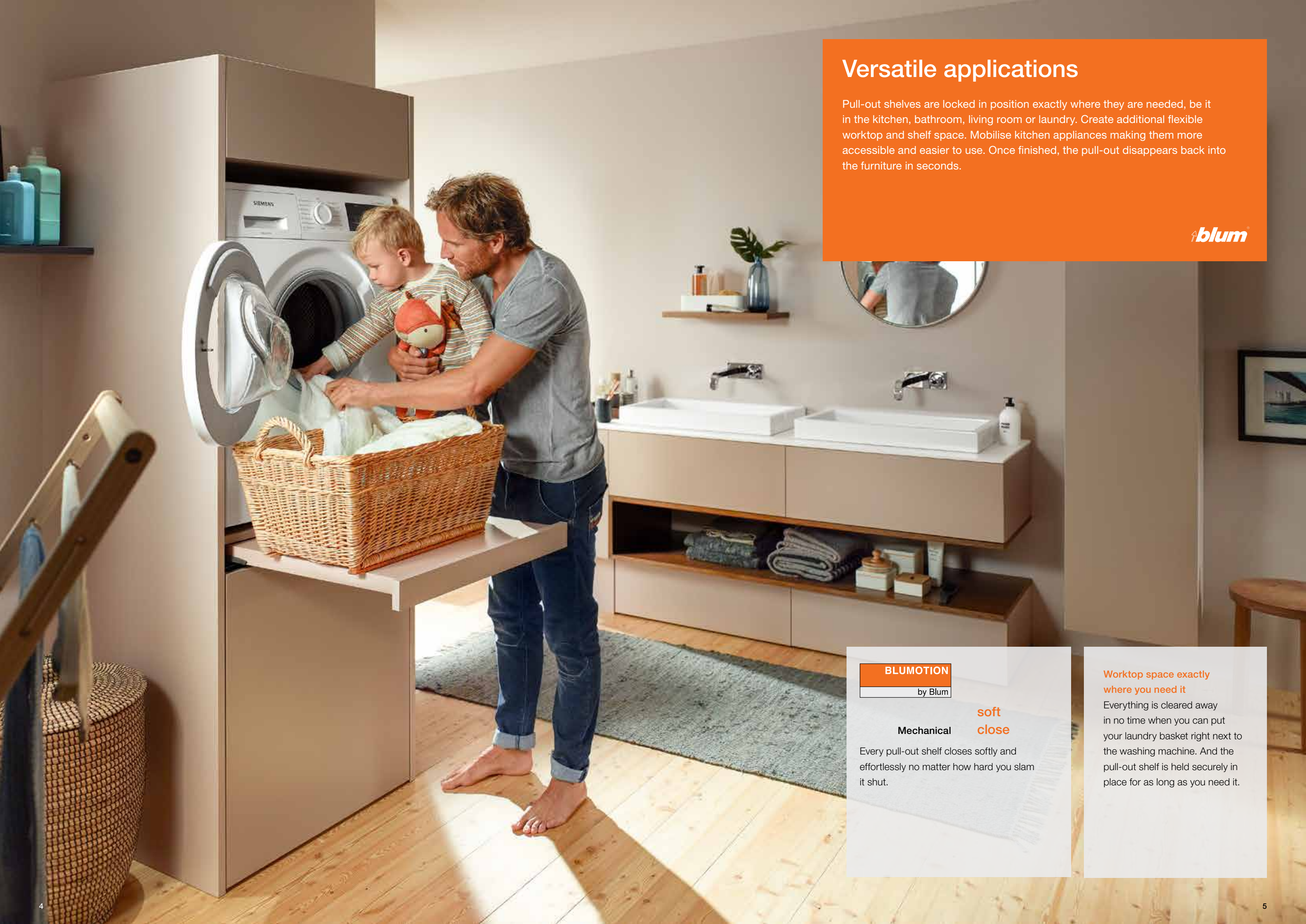
Pull-out shelf lock for MOVENTO and TANDEM

Quality of living is not only determined by design but also by convenience. That is why we have developed a practical lock-open stop for our pull-out shelves with full extension. The discreet and space-saving mechanism securely holds the open pull-out shelf in place.

blum

Content

- 04 Versatile applications
- 08 Easy to use
- 10 Easy to assemble
- 12 Ordering and planning information
- 14 About Blum



Versatile applications

Pull-out shelves are locked in position exactly where they are needed, be it in the kitchen, bathroom, living room or laundry. Create additional flexible worktop and shelf space. Mobilise kitchen appliances making them more accessible and easier to use. Once finished, the pull-out disappears back into the furniture in seconds.

blum

BLUMOTION

by Blum

Mechanical

Every pull-out shelf closes softly and effortlessly no matter how hard you slam it shut.

soft close

Worktop space exactly where you need it

Everything is cleared away in no time when you can put your laundry basket right next to the washing machine. And the pull-out shelf is held securely in place for as long as you need it.



**TIP-ON
BLUMOTION**
by Blum

Mechanical

**opening &
soft close**

For enhanced convenience, press to open. To close, release the lock and close the pull-out shelf with an energetic push. It closes softly and effortlessly thanks to integrated BLUMOTION.


**Conjure up some
extra worktop space**

Quickly check documents, and clear everything away in a flash. Unlock the pull-out shelf with one hand, and the worktop disappears into the furniture. Pull-out shelves add practical convenience to any office.

Easy to use and secure

The lock engages securely on both sides when the pull-out shelf is fully extended and holds firmly in place. It can be easily released with one hand thanks to a synchronisation shaft. To unlock, simply lift the lever.

 **blum**



Easy to assemble

You can upgrade your pull-out shelf with a pull-out shelf lock in just a few steps.

blum



Locking unit and synchronisation shaft

Attach the locking unit to the synchronisation shaft which must be flush with the pull-out shelf.



Fitting and template rolled into one

The locking unit and latching element also serve as a template. Place the screws in the predefined fixing positions. Either chipboard or system screws can be used for fixing the latching element.



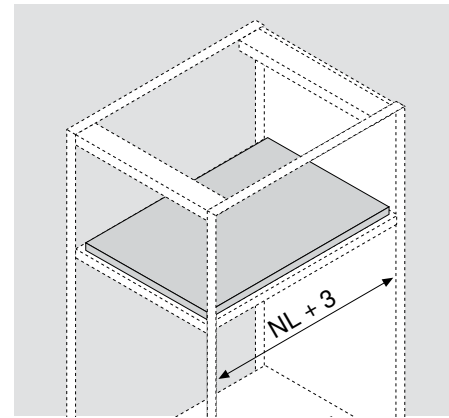
Product



Description

- Can be implemented with MOVENTO 40/60kg and TANDEM 30kg runners
- Can be combined with BLUMOTION and TIP-ON BLUMOTION
- Two-sided locking mechanism
- Can be unlocked with one hand thanks to synchronisation shaft
- Can be used throughout the home
- Secure hold
- Easy installation – fittings serve as template
- Runners are attached in standard fixing positions

Space requirements



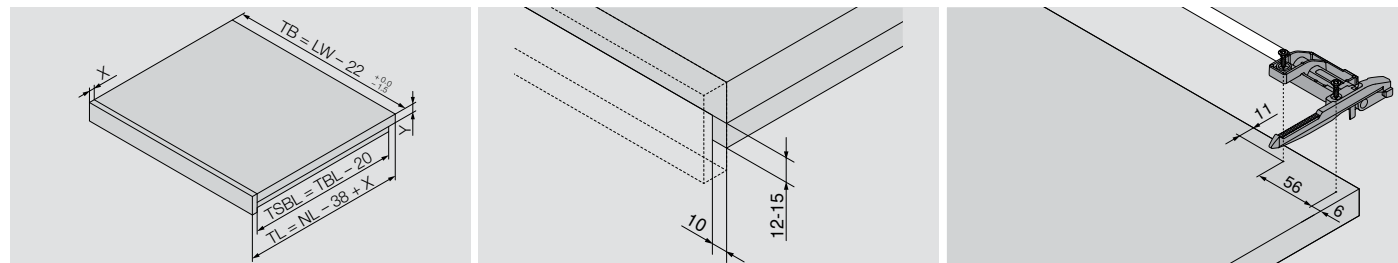
Ordering information

Pull-out shelf lock for MOVENTO and TANDEM	
	<p>Consisting of:</p> <ul style="list-style-type: none"> 2x locking unit* 2x latching element 1x installation instructions
	295H5700
	<p>Fixing with chipboard screws Ø 3.5 x 15 mm, part no. 609.1500 or system screws, part no. 661.1450.HG</p>
	* Fixing only possible with chipboard screws

Synchronisation shaft	
	<p>Material: Aluminium</p> <p>Colour: Natural coloured</p> <p>For cutting to size: ZST.1160W</p> <p>MOVENTO and TANDEM: Cutting: LW - 87 ± 1 mm</p> <p>Pull-out shelf lock can be released with one hand thanks to synchronisation shaft</p>

- TB = Pull-out shelf width
- NL = Nominal Length
- LW = Internal cabinet width
- TL = Pull-out shelf length
- TBL = Pull-out shelf base length
- X = Front thickness
- Y = Pull-out shelf base thickness
- TSBL = Pull-out shelf side panel length

Pull-out shelf assembly



MOVENTO 760H | 766H

Space requirements in the cabinet	Pull-out shelf	Pull-out shelf	Inset pull-out shelf
<p>* + 1 mm if cabinet profiles are installed before cabinet is assembled</p> <p>** Minimum 25 mm if installed in compartment</p>	Limited side adjustment	* Additional + 12 mm for side stabilisation	* Additional + 4mm for TIP-ON BLUMOTION or additional + 3 mm for depth adjustment

TANDEM 560H

Space requirements in the cabinet	Pull-out shelf	Pull-out shelf	Inset pull-out shelf
** Minimum 25 mm if installed in compartment			

The company Blum

Founded over 60 years ago by Julius Blum, Blum is a family-owned company that operates on an international scale. Its strategic business segments include lift, hinge and pull-out systems. All our product developments focus on perfecting motion.

www.blum.com



Blum in Austria and around the world

The company has eight plants in Vorarlberg, Austria, additional production sites in Poland, the USA and Brazil and 31 subsidiaries/representative offices. Blum supplies more than 120 markets. The Blum Group employs 8,000 people in total, 6,000 of whom work in Vorarlberg.



Global customer benefits

“Whether manufacturer, distributor, fitter or kitchen user – everybody should personally enjoy the benefits of Blum products” – that is Blum’s philosophy on global customer benefits.



Innovations

To support customers with innovative fittings solutions and secure long-term success for the company, we need to consistently invest in research and development, in plants and facilities and in employee training. With more than 2,100 granted patents worldwide, Blum is one of Austria’s most innovative companies.



Quality

Blum’s comprehensive concept of quality does not only apply to products. Services and collaboration with customers and partners should also meet the same quality requirements.









Environment

At Blum, we believe that responsible ecological behaviour has long-term economic benefits. The longevity of products is just one of many important aspects. Other important measures include the use of environmentally-friendly processes, the intelligent use of materials and prudent energy management.



DYNAMIC SPACE

Good workflows, optimum use of storage space and top quality motion are important features of a practical kitchen. Blum’s ideas for practical kitchens are designed to bring function, convenience and ergonomics to furniture interiors.

-  **Houzz** PRO:
Blum Australia
-  **Instagram:**
@blumaustralia, #blumaustralia
-  **Facebook:**
facebook.com/blumaustralia
-  **Android App on Google Play:**
Easy Assembly App
-  **Available on the App Store:**
Easy Assembly App
-  **Tag Us:**
#blumaustralia

Blum Showrooms
Sydney (Head Office)
10 Blackbird Close
Len Waters Estate NSW 2170
Ph: 02 9612 5400

Adelaide
179 Railway Terrace
Mile End SA 5031
Ph: 08 8118 6070

Brisbane
6/39-45 Compton Road
Underwood QLD 4119
Ph: 07 3135 9490

Melbourne
245 Ferntree Gully Road
Mount Waverley VIC 3149
Ph: 03 9982 1720

Perth
3/425 Scarborough Beach Road
Osborne Park WA 6017
Ph: 08 6467 0110

Blum Australia Pty Ltd
PO BOX 1615
Green Valley, NSW, 2168
Australia
Toll Free: 1800 179 186
E-mail: info.au@blum.com
blum.com

