

Raw brass


Wood Melbourne



Raw brass example 1



Raw brass example 2



Product example

Raw brass

Brushed satin finish, raw.

Brass colours vary between products, as different alloy brass is used for different products.

Raw brass will naturally patina over time to create darker and cloudy patches.

Oils and water will affect the way the brass patinas - we suggest handling raw brass products with gloves before and during installation, to avoid fingerprint-shaped patches of patina! Allowing your raw brass items to patina naturally over time with general use will create a pleasing uneven finish.

Avoid abrasive cleaners. Raw brass can be brought back to a cleaner brushed satin finish by rubbing gently in a single direction with a clean green scouring pad.

**Please note: These are indicative examples only,
exact colours and finishes vary.**

Sealed brass


Wood Melbourne



Sealed brass example 1



Sealed brass example 2



Product example

Sealed brass

Brushed satin finish, sealed with a baked clear enamel.

Brass colours vary between products, as different alloy brass is used for different products.


Sealed brass will keep a clean look.

Avoid abrasive cleaners.


**Please note: These are indicative examples only,
exact colours and finishes vary.**

Aged brass


Wood Melbourne



Aged brass example 1



Aged brass example 2



Product example

Aged brass

Raw brass finished with an ageing agent, not sealed. Matte finish.

Dark blue-black, brown and brass colours are created by applying an ageing agent which causes instant and intense patina process to occur.

Oils and water will affect the way the brass patinas - we suggest handling aged brass products with gloves before and during installation, to avoid fingerprint-shaped patches of lower-level patina!

Lighter patches may appear on areas of products that are regularly used such as tap handles.

Avoid abrasive cleaners.