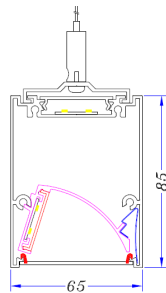


**Model:
DHL-996585
Up/Down Light**



Downward Light



Features

- Aluminum Structure Anodized
- Extra Soft Light
- Extra High performance SMD LEDs with controlled Color consistency and Uniformity
- Innovative High Power Factor (>0.9)
- High quality aluminum heat sink providing optimized thermal path.
- Most suitable for Age Caring Facilities Hospital Bed Heads and Schools and University
- Warranty 5 years
- Fire Proof PC Cover
- Flexible installation

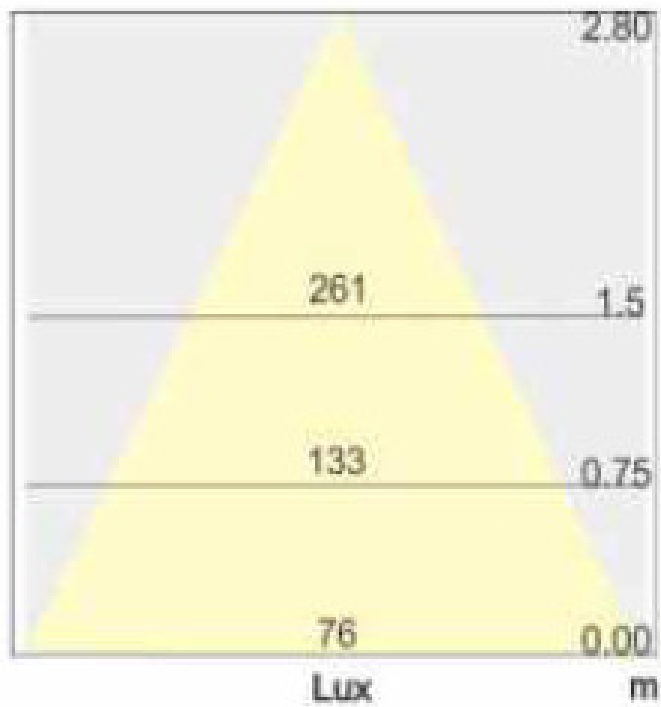
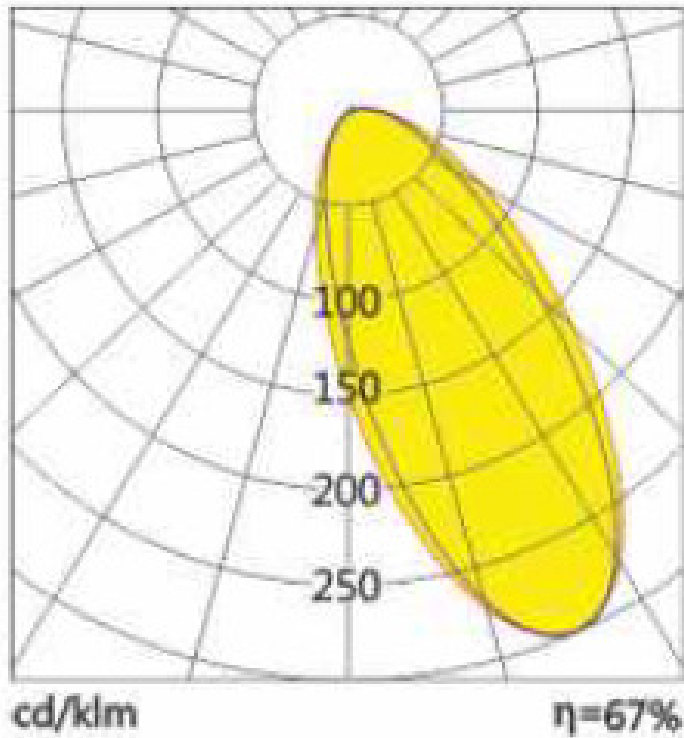
Specification

Light Source	SMD LED
Initial Luminous flux (Total)	970lm ~ 3900lm
Color Temperature (CCT)	2700K/4000K/5000K/5700K
Dimension (mm)	600~3500mm x 65mm x 85mm
Color Rendering index (CRI)	>80
Power Consumption	15W Up 30W Down per meter
Lens Finish	Fire-Proof, High Efficiency Frosted Cover
AC Input	240vAC
Finish	Silver /White / Black
Light Beam Angle	110°
Dimming Option	DALI option Available

Benefits

- Extra Long Life More than 50,000 hours
- Save up to 80% of energy Consumption & reduce maintenance costs
- Virtually no heat or UV output
- No Mercury & Resistant to Shock and vibration

Optical Performance



Application

**CE &
Energy Star Compliant**



Indoors Application

- Showroom
- Product Line, Warehouse
- Shopping Area
- Conference Room
- Offices, Education facilities



Installation

