

# FISHER & PAYKEL

## DATA SHEET Full Surface Cooktop, 920mm

Model no:  
**CGI926DTB4**

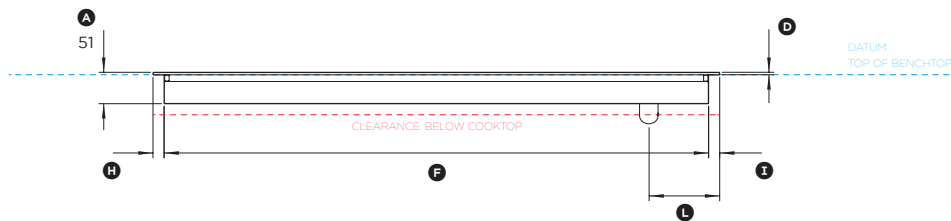
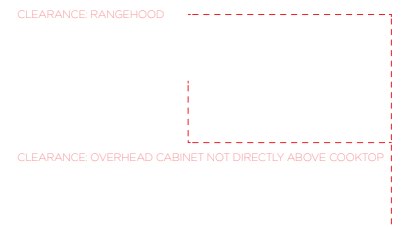
Product Dimensions	mm
Ⓐ Overall height of cooktop	51
Ⓑ Overall width of cooktop	920
Ⓒ Overall depth of cooktop	530
Ⓓ Height of cooktop glass	4
Ⓔ Height of chassis	47
Ⓕ Width of chassis	884
Ⓖ Depth of chassis	479
Ⓗ Distance from left side of cooktop to chassis	18
Ⓘ Distance from right side of cooktop to chassis	18
Ⓚ Distance from front of edge of cooktop to chassis	16
Ⓛ Distance from back edge of cooktop to chassis	35
Ⓜ Distance from right of cooktop to gas inlet at rear of chassis	115

Product Clearances	mm
Minimum clearance from side edges of cutout to nearest combustible surface	30
Minimum clearance from rear edge of cutout to nearest - combustible surface	45
Minimum clearance from front edge of cutout to front edge of counter	35
Minimum clearance from top of cooktop to rangehood	650
Minimum clearance from countertop to overhead cabinet not directly above cooktop	450
Maximum depth of overhead cabinetry	330
Minimum clearance below top of countertop to top of any appliance or obstruction below cooktop	65

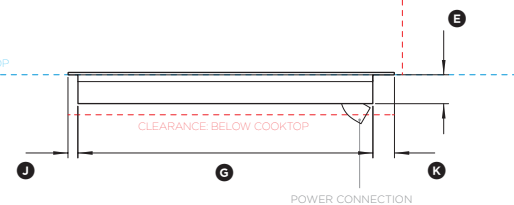
Cutout Dimensions	mm
Overall width of cutout	890
Overall depth of cutout (offset 10mm towards front of cooktop)	485



PLAN VIEW



FRONT VIEW



PROFILE VIEW



INDICATES CUTOUT -----  
INDICATES CABINETRY / PRODUCT DATUM -----  
INDICATES CABINETRY CLEARANCES -----

DATE: 15.01.2021

IMPORTANT NOTE: Throughout this guide, dimensions may vary by  $\pm 2\text{mm}$  (1/16"). Please read the installation manual for detailed information on installing the product. For full installation instructions & specifications visit [fisherpaykel.com](http://fisherpaykel.com)