



Full Color Panel

FilaSorb™ V30

acoufelt
making quiet

Product Detail

Application	Wall
Composition	100% polyester
Material	FilaSorb™
Recycled content	60% min
Dimensions	1200 x 2800mm Custom size available upon request
Thickness	30mm +/- 10%

Guarantees

Warranty against defects 20 years*
Light fastness warranty 20 years*

*conditions apply

QuickShip

QuickShip Standard (Made to Order)



Our standard made to order products have an approx. **2-3 week** lead time from payment and order confirmation.

Technical Data

Fire rating	AS/ISO 9705.1, Group 1
Indoor air quality	SCS-EC10.3-2014 v4.0 meeting standard CDPH/EHLB Standard Method v.1.2-2017, $\leq 0.5\text{mg}/\text{m}^3$
Light fastness	ISO 105-B02, 6-7

Sustainability



Made from 60% min. recycled content



Red List Free Declare Label



Recyclable at end-of-life



Phenol & formaldehyde free



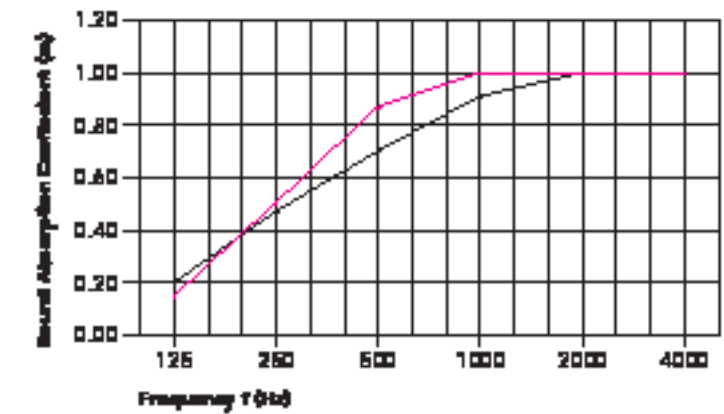
Total VOC's less than $0.5\text{ mg}/\text{m}^3$



Declare.

Acoustic Performance

Test method	ISO 354-2006
Results	NRC 0.80 (no air gap) NRC 0.85 (20mm air gap)



Frequency (Hz)	125	250	500	1000	2000	4000	NRC
α_s no air gap	0.20	0.45	0.70	0.90	1.00	1.00	0.80
with 20mm air gap	0.15	0.50	0.85	1.00	1.00	1.00	0.85

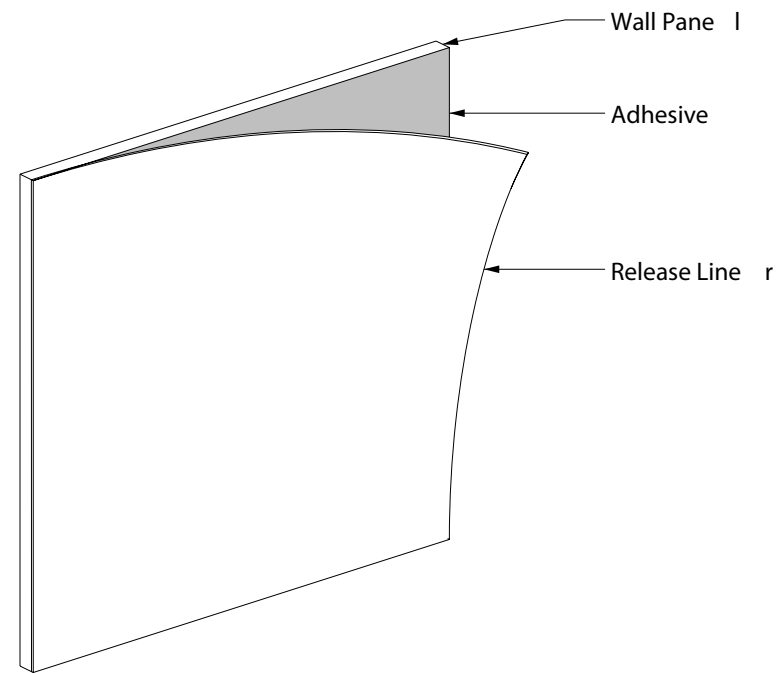
Colorways

Light Reflectance Values (LRV), are a measure of the percentage of visible and usable light that is reflected from a surface when illuminated by a light source.

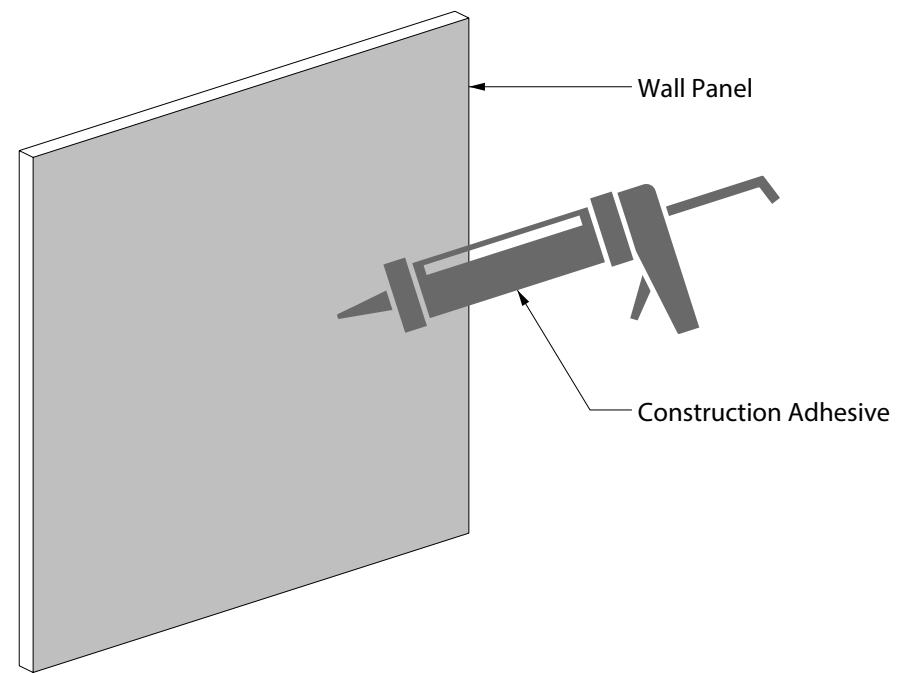
										
Celery LRV - 43.64%	Flint LRV - 5.14%	Shiraz LRV - 3.99%	Quartz LRV - 36.85%	Peppercorn LRV - 8.50%	Currant LRV - 7.04%	Carrot LRV - 20.00%	Peach LRV - 29.00%	Flamingo LRV - 37.54%	Turmeric LRV - 29.59%	Popcorn LRV - 65.00%
										
Kale LRV - 4.50%	Oregano LRV - 8.80%	Thistle LRV - 13.00%	Wasabi LRV - 38.00%	Sencha LRV - 34.15%	Pistachio LRV - 30.00%	Midnight Blue LRV - 3.50%	Granite LRV - 6.40%	Denim LRV - 6.00%	Peacock LRV - 19.00%	Azur LRV - 18.00%
										
Marine LRV - 25.00%	Periwinkle LRV - 36.00%	Sea Salt LRV - 28.56%	Lilac LRV - 39.00%	Iris LRV - 10.50%	Berry LRV - 12.00%	Piano Black LRV - 3.00%	Charcoal LRV - 5.46%	Slate LRV - 12.50%	Grey LRV - 27.00%	Metal LRV - 35.00%
										
Platinum LRV - 42.00%	Walnut LRV - 12.14%	Umber LRV - 20.35%	Almond LRV - 53.64%	Ivory LRV - 40.00%	Pearl LRV - 54.00%	White LRV - 83.22%	Lipstick Red LRV - 12.50%	Butter LRV - 62.00%		

Mounting Methods

Adhesive Backing

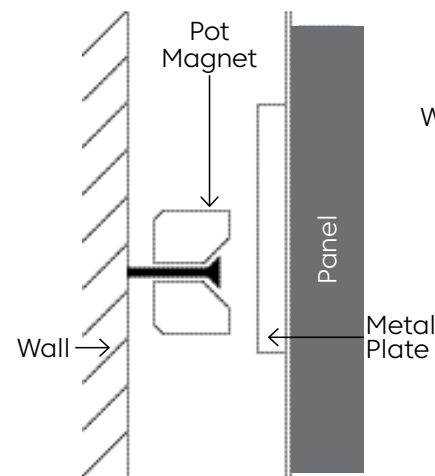


Constructive Adhesive

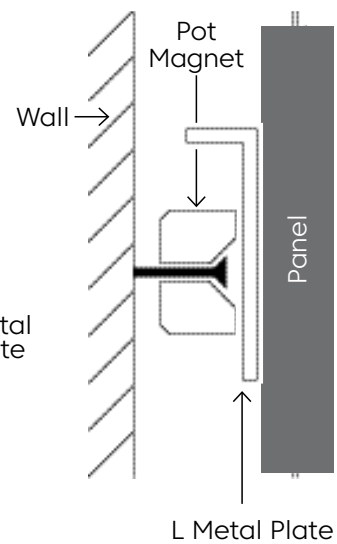


Pot Magnet Install

Wall Pot Magnet Install Metal Plate



Wall Pot Magnet Install L Plate + Metal Plate



L Plate Wall + Metal Plate Configuration

○ L Metal Plate × Metal Plate

