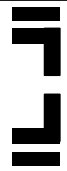




ANGLE-SHOE

NYLON pivot hinges for 35mm doors



Data Sheet


PAS.35

'Angle-Shoe'
Nylon pivots

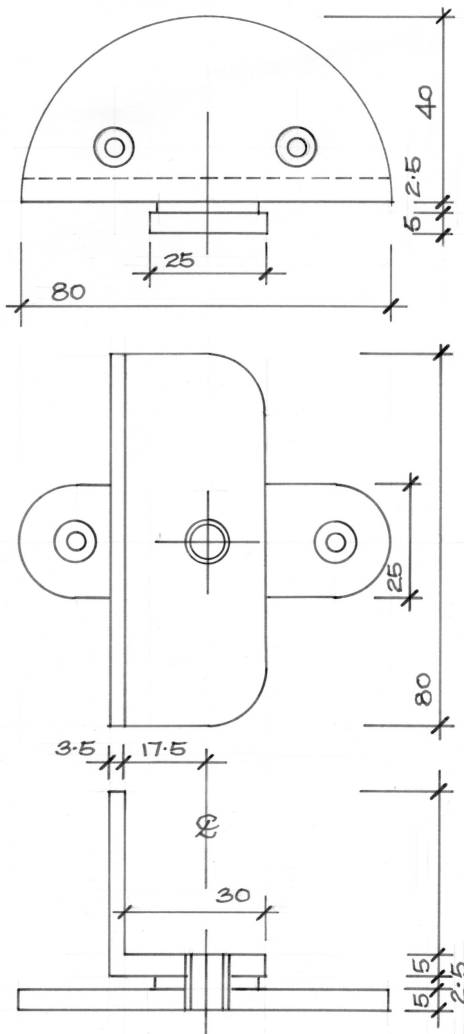
Angle-Shoe Pivots

25A 43-51 Giles St
Kingston ACT 2604
Australia
61 2 6232 6455

MADE IN CANBERRA AUSTRALIA



ANGLE-SHOE - PAS35 Nylon pivot set



APPLICATIONS

- 35mm doors to 35kg (1 3/8" 70 lbs) 'invisible' doors in sheetrock
- bedrooms, bathrooms, robes, coat, linen & laundry closets
- internal joinery, room dividers, screens, laundry chutes
- external shutters, louvre blades, ventilators & access panels

LOAD CAPACITY

- 35Kg - tested to 500,000 cycles (90° open/close)
- ideal for hollow core or semi-solid doors to 35kg
- maximum door size 2400 high 1000 wide 36 thick

ADVANTAGES

- simple hand tool installation without special trade skills
- non-handed universal semi-concealed pivot hinge set
- door frames and architrave trim can be eliminated
- painting work reduced to roller work (cutting-in eliminated)
- latch & lever can be eliminated - no hinge knuckles

PIVOT SET MATERIAL & FINISHES

- Nylon pivot set (top & bottom pivots are the same)
- Nylon parts - polyamide/molybdenum di-sulphide blend
- Nylon finish - dark charcoal grey (can be painted)
- etch prime + epoxy or auto spray cans
- Rivet material - bronze (copper alloy)

NOTES FOR DESIGNERS & SPECIFIERS

- provides simple durable longevity for light timber doors
- pivots are riveted together and do not come apart
- detail with care - prototype for a full understanding
- plumb & square openings required for set-plaster work
- 870mm wide doors between rooms (820 for bathrooms)
 - 870 doors = 786mm open width for furniture access
 - 820 doors = 736mm open width for bathrooms
- pivot doors do not swing open 180°
- pivot stile swings 'in' 53mm when the door opens 'out'
- Moly-Poly blend included for UV resistance & lubrication

ANGLE-SHOE PRODUCTS

angleshoe.com.au

Unit 25A 43-51 Giles St. Kingston ACT 2604 AUSTRALIA

Email - hstyles@bigpond.net.au

Tel (02) 6232 6455