



**SOLIDAL® PMP**  
Perforated Metal Pressed Screens  
**V3 Details**

# SOLIDAL<sup>®</sup>

## HEAD OFFICE

10/450 Elizabeth Street,  
Surry Hills, Sydney,  
NSW, Australia 2010

1300 252 325  
info@solidal.com

solidal.com

### DISCLAIMER:

All design related drawings and concepts are property of SOLIDAL<sup>®</sup>.  
Protected under Copyright Law.

SOLIDAL<sup>®</sup> PMP<sup>®</sup> is designed as a rainscreen cladding system.

Separation barrier to be used between dissimilar metals.

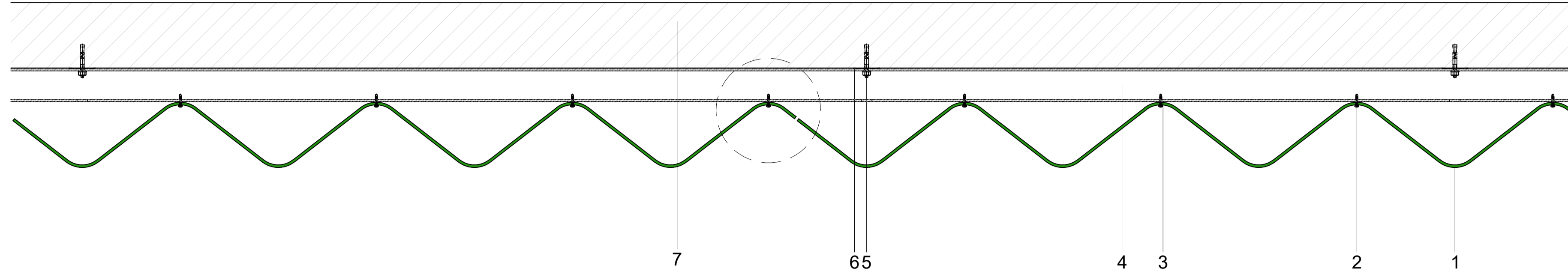
For SOLIDAL<sup>®</sup> Custom PMP<sup>®</sup> Modules, please discuss with SOLIDAL<sup>®</sup> representative.

**INDEX:**

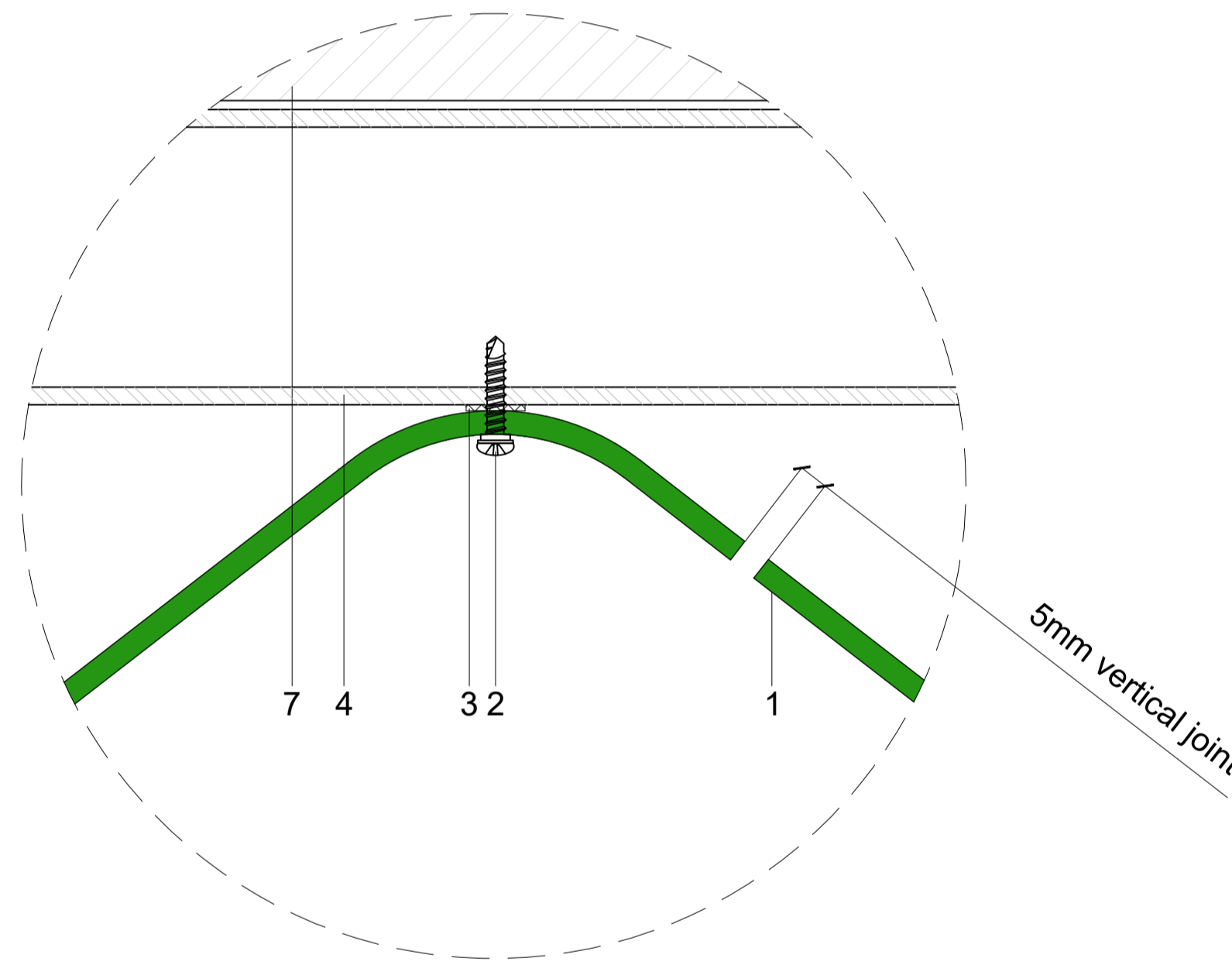
---

<b>V3</b>	
V3 Vertical Joint Detail	1
V3 External Corner Detail	2
V3 Internal Corner Detail	3
Module Perforation Detail	4

---




**PMP V3 Vertical Joint**  
 1 : 1



**SOLIDAL® PMP V3**  
 Perforated Metal Pressed  
 Vertical Joint - Typical Detail

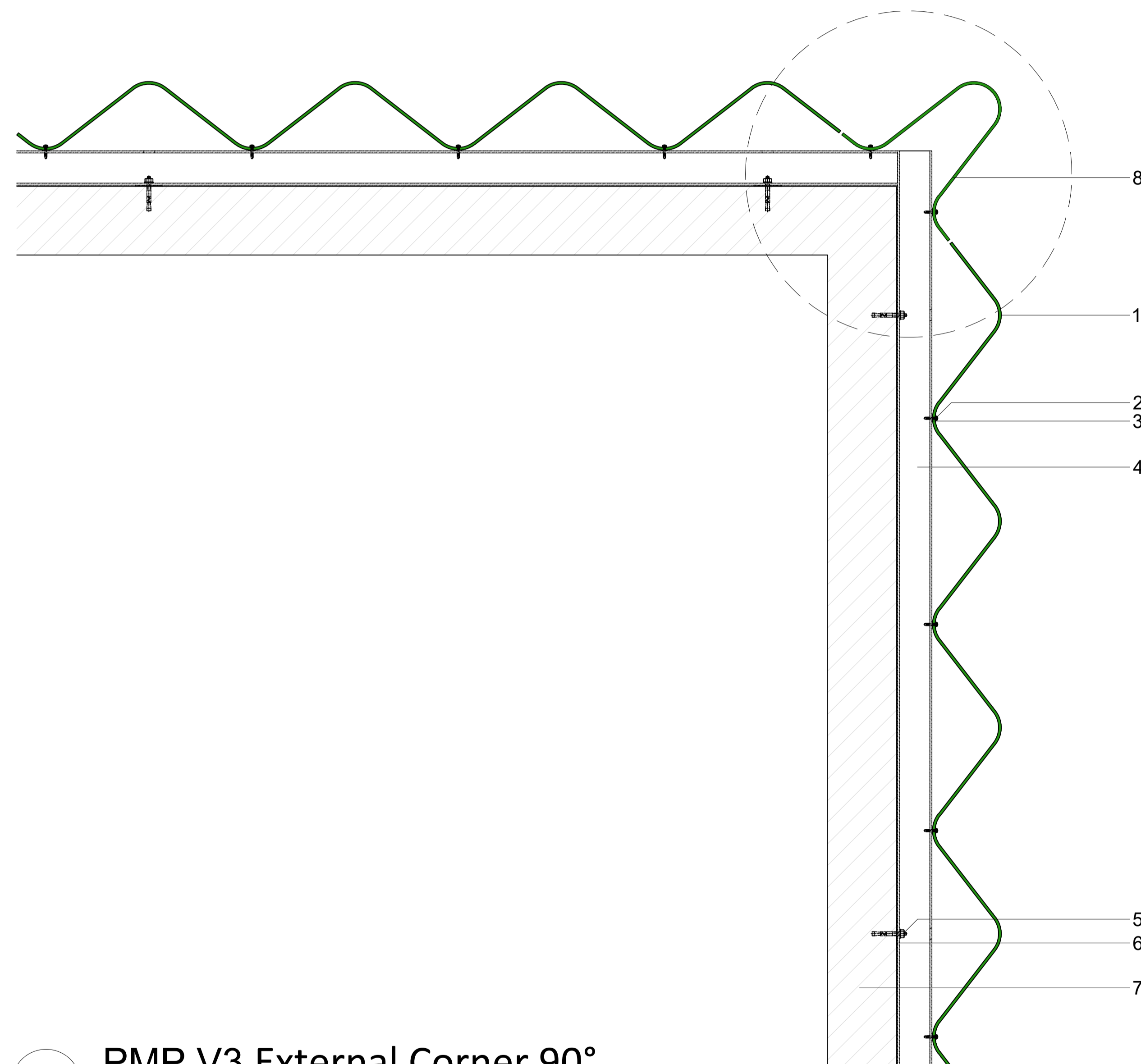
- 1 SOLIDAL® PMP T2® | T3® | T4®
- 2 S/S Metal Tek screw w/ EPDM Gasket
- 3 Isolation Barrier
- 4 Powder Coated RHS Support Frame
- 5 Anchor Bolt
- 6 Packing as required
- 7 Building Structure


**PMP V3 Vertical Joint Detail**  
 1 : 5

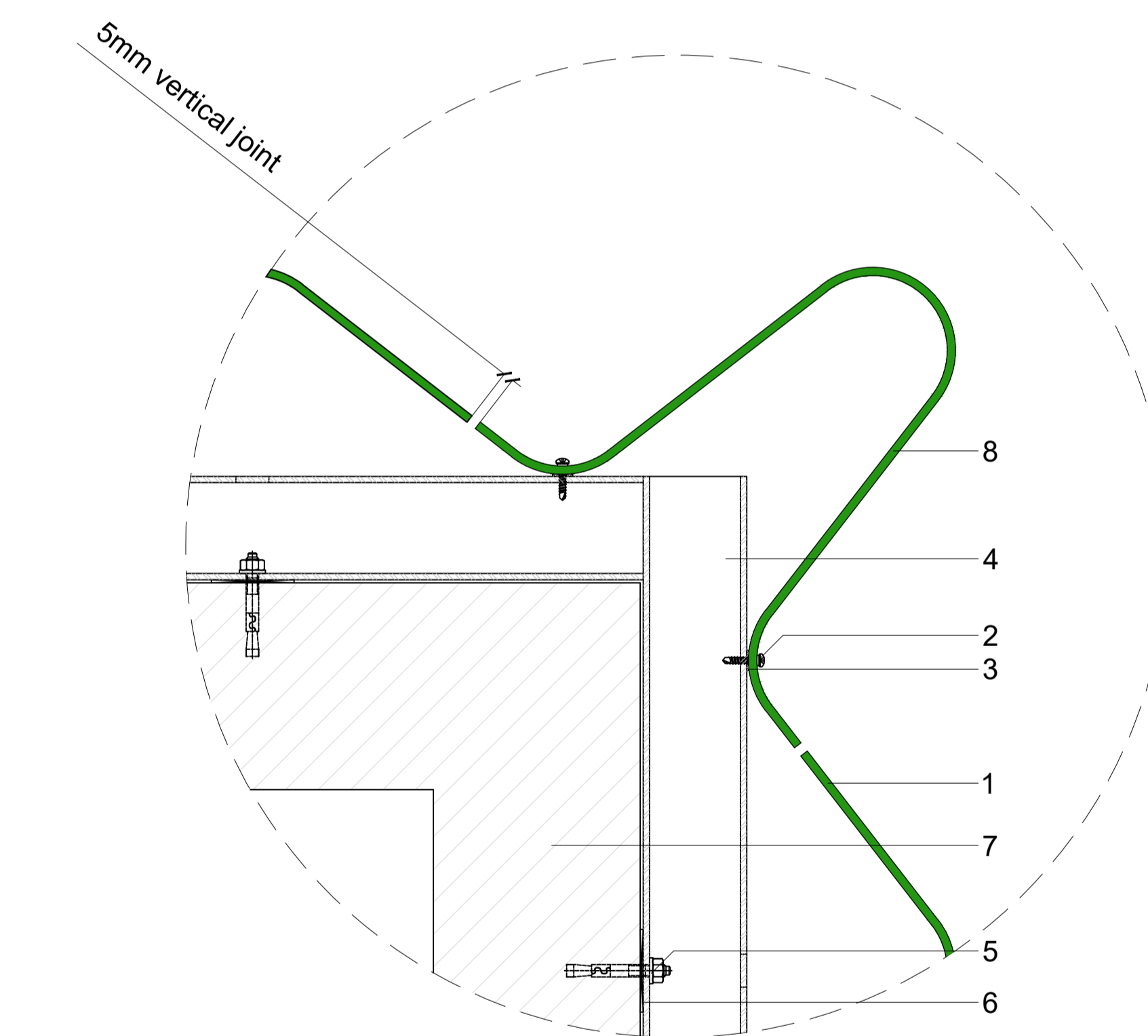
<b>NOTE:</b> All design related drawings and concepts are property of SOLIDAL®. Protected under Copyright Law.	<b>PAGE:</b> <div style="font-size: 2em; font-weight: bold; text-align: center;">1</div>	<b>DWG NAME:</b> SOLIDAL® PMP V3 Vertical Joint Detail	<b>SCALE:</b> 1:1 & 1:5 @ A1	<div style="font-size: 1.5em; font-weight: bold;">PMP</div> <div style="font-size: 1.5em; font-weight: bold;">SOLIDAL®</div>
			<b>DATE:</b> 21 / JUN / 2023	

**SOLIDAL® PMP V3**  
Perforated Metal Pressed  
External Corner 90° Detail

- 1 SOLIDAL® PMP T2® | T3® | T4®
- 2 S/S Metal Tek screw w/ EPDM Gasket
- 3 Isolation Barrier
- 4 Powder Coated RHS Support Frame
- 5 Anchor Bolt
- 6 Packing as required
- 7 Building Structure
- 8 SOLIDAL® PMP EC (External Corner) Module



○ PMP V3 External Corner 90°  
1:1



○ PMP V3 External Corner 90° Optional Detail  
1:2

**NOTE:**  
All design related drawings and concepts are property of SOLIDAL®.  
Protected under Copyright Law.

**PAGE:**  
**2**

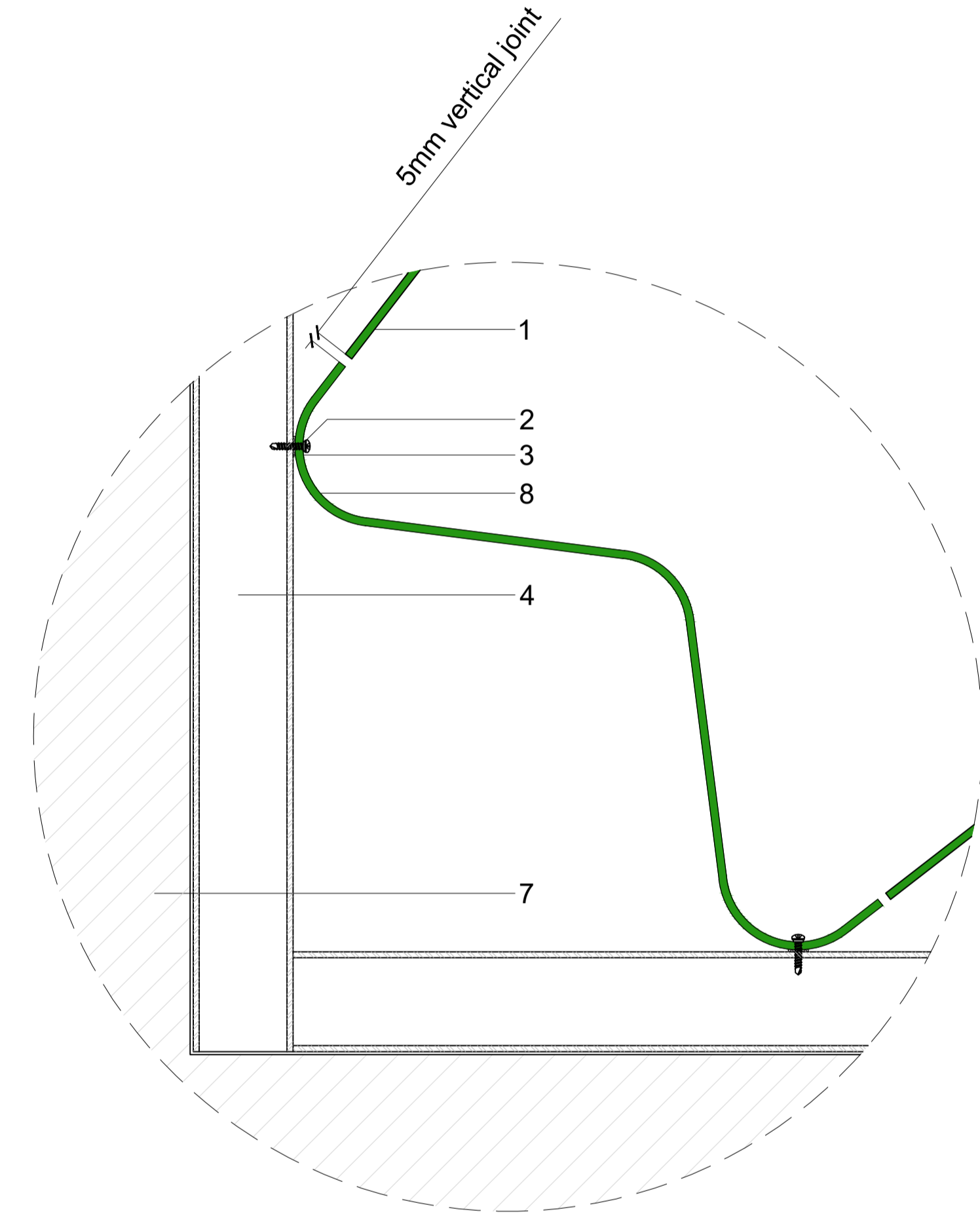
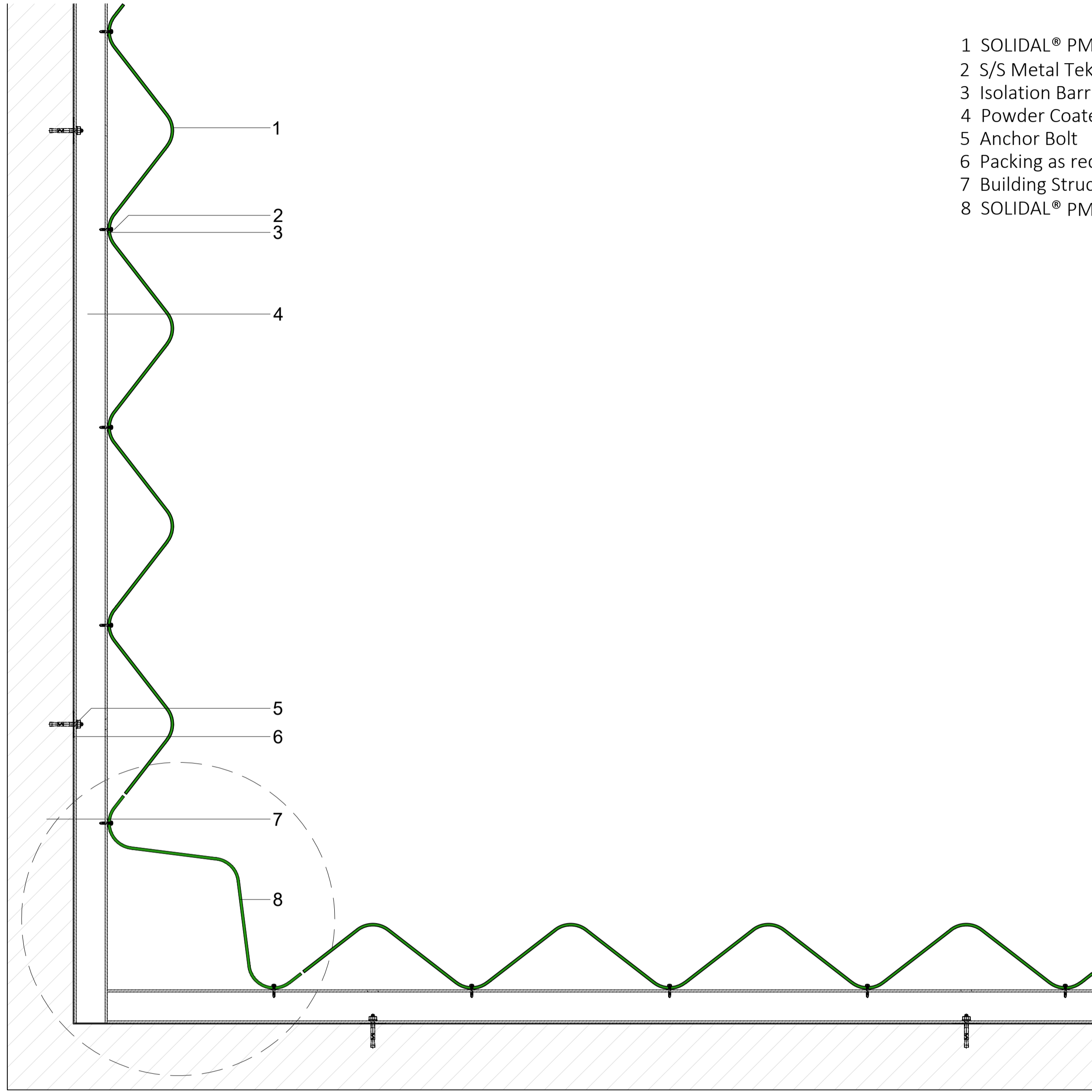
**DWG NAME:**  
SOLIDAL® PMP V3  
External Corner 90° Details

**SCALE:**  
1:1 & 1:2 @ A1  
**DATE:**  
21 / JUN / 2023

**PMP**  
**SOLIDAL®**

**SOLIDAL® PMP V3**  
Perforated Metal Pressed  
Internal Corner 90° Detail

- 1 SOLIDAL® PMP T2® | T3® | T4®
- 2 S/S Metal Tek screw w/ EPDM Gasket
- 3 Isolation Barrier
- 4 Powder Coated RHS Support Frame
- 5 Anchor Bolt
- 6 Packing as required
- 7 Building Structure
- 8 SOLIDAL® PMP IC (Internal Corner) Module



○ PMP V3 Internal Corner 90°  
1 : 1

○ PMP V3 Internal Corner 90° Optional Detail  
1 : 2

**NOTE:**

All design related drawings and concepts are property of SOLIDAL®.  
Protected under Copyright Law.

PAGE:

**3**

DWG NAME:

SOLIDAL® PMP V3

Internal Corner Details

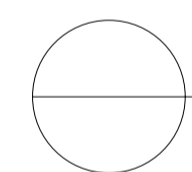
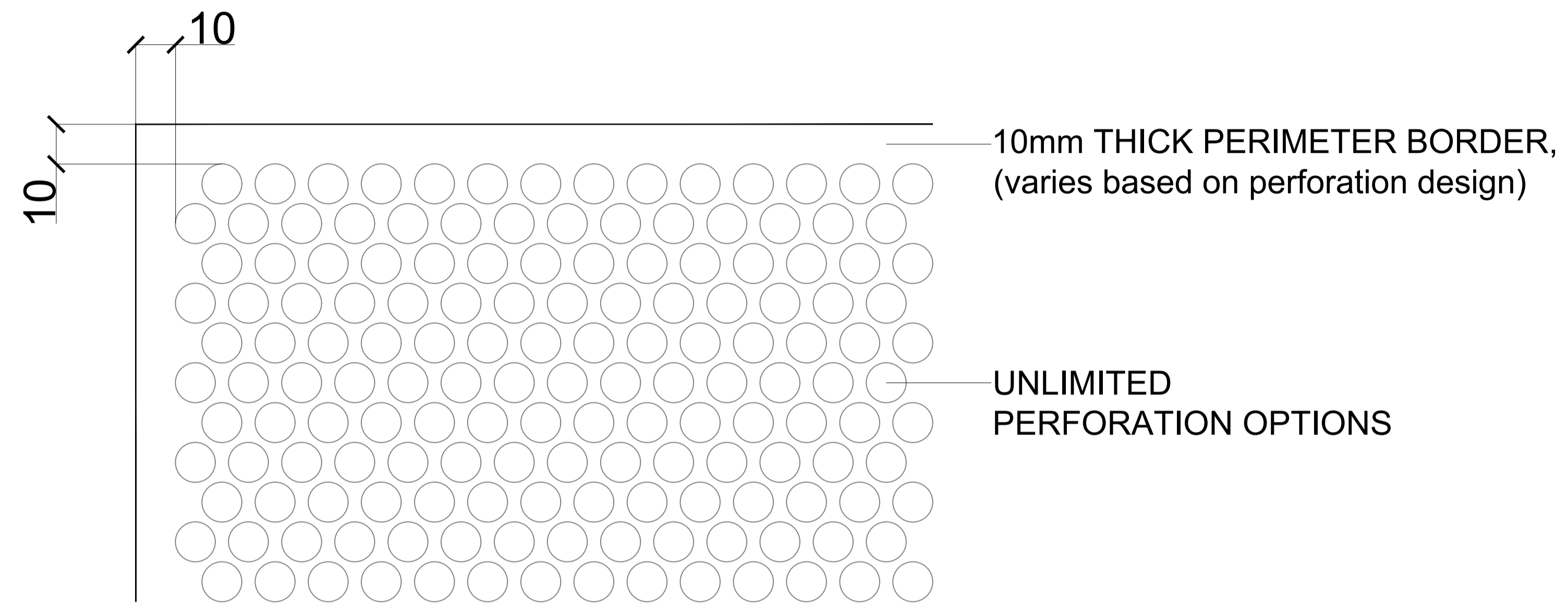
SCALE:

1:1 & 1:2 @ A1

DATE:

21 / JUN / 2023

**PMP**  
**SOLIDAL®**



1:5

**MODULE PERFORATION  
BORDER DETAILS**

<b>NOTE:</b> All design related drawings and concepts are property of SOLIDAL®. Protected under Copyright Law.	<b>PAGE:</b> <div style="font-size: 2em; font-weight: bold; text-align: center;">4</div>	<b>DWG NAME:</b> Module Perforation Details	<b>SCALE:</b> 1:5 @ A1	<b>PMP</b>  <b>SOLIDAL®</b>
			<b>DATE:</b> 21 / JUN / 2023	