

Installation Guide

Suitable Applications

Designed for internal applications, STIX are decorative fibreboard battens with a seamless Non-PVC Japanese Olefin finish. They are environmentally certified, Low VOC, and fire tested. Group 2 options are available.

Limitations & Design Considerations

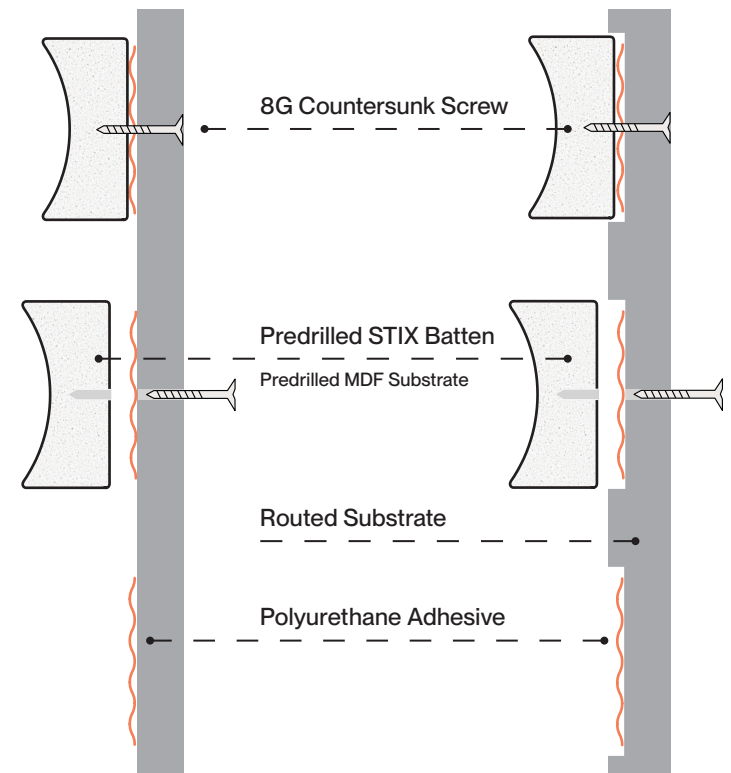
- STIX is only sold as an interior product. Any exterior applications will void warranty.
- STIX is made using MR (moisture resistant) MDF substrate but should not be used in high humidity or wet areas such as in bathrooms or steam rooms.
- When installing down to the floor, we recommend that a 20mm shadow-line be retained to avoid any water ingress from mopping and cleaning.
- Sufficient distance is required when installing near areas of high heat. STIX profiles should be treated the same as any other prelaminated MDF board when determining product suitability.
- The Olefin film wrapping requires a small overlap to one face of the profile. We recommend that the overlap is installed against the wall or surface that the profile is being adhered to.
- STIX is a decorative surface finish and is not suitable for structural applications.
- Being an MDF substrate, we highly recommend pre-drilling the profiles to avoid splitting.
- We recommend that all installations be carried out by qualified trades such as joiners, carpenters or builders.
- STIX are sold oversize and must be cut top and bottom to length.

Installation Recommendations

STIX battens are produced from an E0 MR MDF profile wrapped in high quality Olefin film. We recommend similar installation methods used for any loose solid timber battens such as direct fix or other third party concealed fixing systems such as keyhole or button fixing. Do not top fix. Dulux Paint colour formula for end grain sealer is available on request.

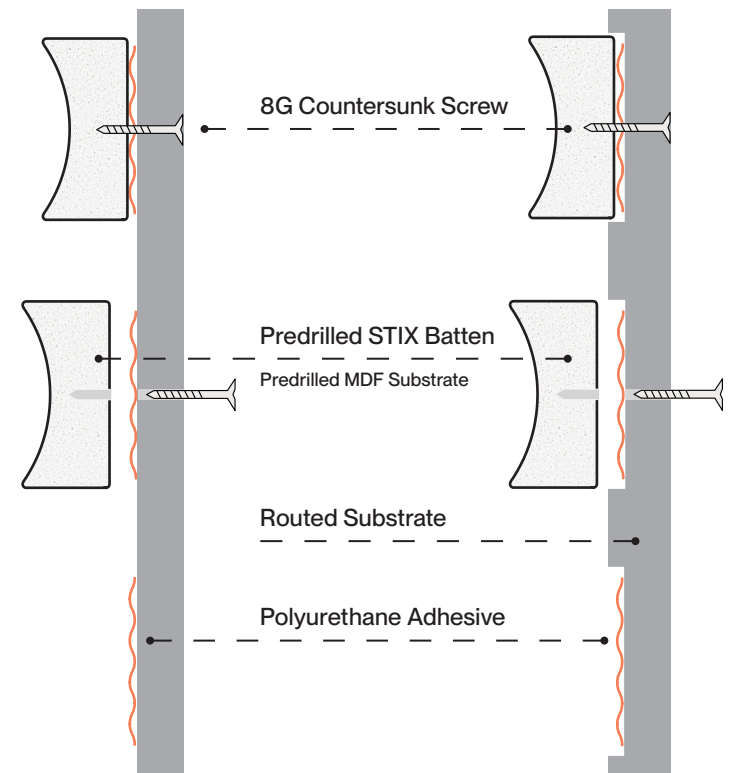
Direct Fix

STIX End View



Rebated Direct Fix

STIX End View



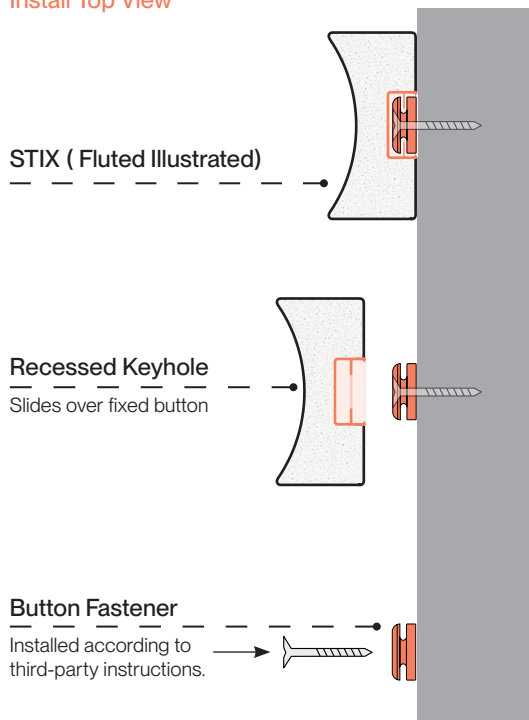
Installation Guide

Keyhole/ Button Fix Vertical Batten Installation

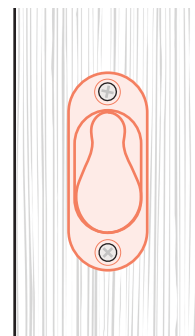
Keyhole systems such as the below can be machined into back of the batten with corresponding buttons fixed to the substrate, providing a concealed face fixed application. Third party hardware suppliers such as Lincoln Sentry or Furnware Group sell systems similar to the images used.

Depending on the application an appropriate polyurethane adhesive may also be required when fixing in this way.

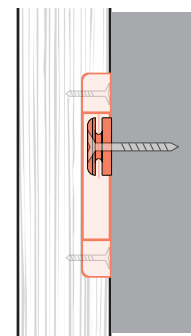
Install Top View



Batten Back View



Install Side View



- STIX batten machined by installer for concealed fixing system.
- Keyhole hanger installed according to third-party instructions.

