

WuduMate



UNICLASS L721:N5352	EPIC H12:Y3107
CI/SfB (74.2)	(U35)

(RIBA CLASSIFICATION)

MODULAR

CODE: WM-MOD

Specification Sheet Imperial & Metric



Modular
Standing/Disabled

Description

Innovative communal ablution facilities for performing wudu in the Mosque.

Illustrated

WuduMate Modular
Product code: WM-MOD

Weight / Size

Single Carton

Dimensions:
720W x 965L x 740H
36.42W x 37L x 21.26H

Weight:
Circa gross: 33kg/72.75lbs
Circa net: 31kg/68.34lbs

Double Carton

Dimensions:
720W x 965L x 925H
36.42W x 37L x 28.35H

Weight:
Circa gross: 66kg/145.50lbs
Circa net: 64kg/142lbs

Colour

White

Included

1/4-turn on/off mechanism, wall mounted tap, stool, Seat Support Bracket & fixings

Accessories/Options

- WuduMate Modular Taps
 - Wall Mounted Tap
 - Wall Mounted Tap with Wrist Blade
 - Non-concussive Tap
 - Anti-Ligature Tap
 - Sensor Tap
 - Manually Operated Tap
- Aerators
- Instant-Off Water Saver
- Thermostatic Mixing Valve (TMV3)
- McAlpine Waste: ST90CP10-70
- Back Panel
- Panel Mounted Soap Dispenser
- Wall Mounted Soap Dispenser
- Decals: Standard or Personalised
- Seat Pole Base Cover: White or Black
- Anti-Slip Matting
- WuduClean (cleaning products)

Material

Unit: sanitary-grade reinforced acrylic
Seat top: double skin, sanitary-grade acrylic
Seat post: Stainless steel

Frequent Applications

Mosques and other high-usage applications

Special Notes

The Wudumate Modular can be installed with a seat (for seated wudu) or without a seat for standing wudu.

The WuduMate Modular can be installed on top of, or within the floor slab.

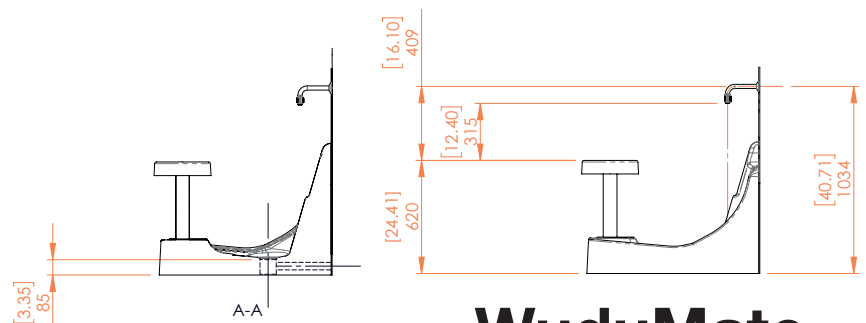
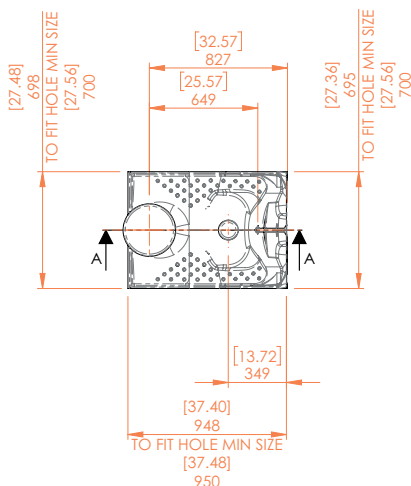
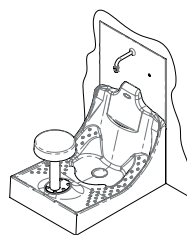
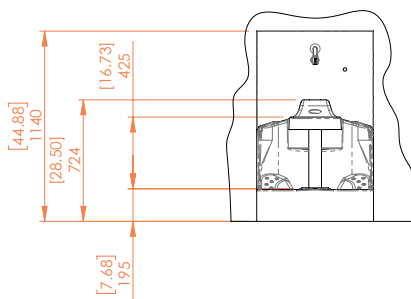
When installing for disabled use, the unit must be positioned within the floor slab, to allow for wheelchair access.

Installation guide available at www.wudumate.com/technical

Associated Products

WuduMate Classic for medium use applications, including prayer rooms and multifaith rooms in commercial buildings.

WuduMate Compact (Acrylic or Porcelain) for residential use or where space is limited.



All dimensions in Inches and mm

MAY2021

The information in this specification sheet reflects the current technical specifications at the time of print. We reserve the right to change the technical or physical specifications without prior notice. All WuduMate images and symbols are exclusive property of Specialist Washing Co. Specialist Washing Co. accept no liability for loss or damage caused by improper installation. Any reproduction or retransmission or republication of any part of this specification sheet is strictly prohibited, unless prior written permission has been granted by Specialist Washing Co, E&OE.

WuduMate



+44 (0)1784 748080 • info@wudumate.com