



Slide it. Love it.

Technik für Möbel


Hettich



Everyone does it: Slide it. Love it.


People like to keep it simple. On their tablet PCs. On their smartphones. The revolutionary aesthetic appeal of virtual sliding fascinates millions: gentle, flowing movement, simply at the touch of a finger. However, real sliding is also popular. Truly practical cars have a sliding door; a sliding roof provides fresh air and a feeling of freedom, and at home we slide panel curtains and doors as room dividers or on furniture.

Slide it. Love it. This has many reasons.

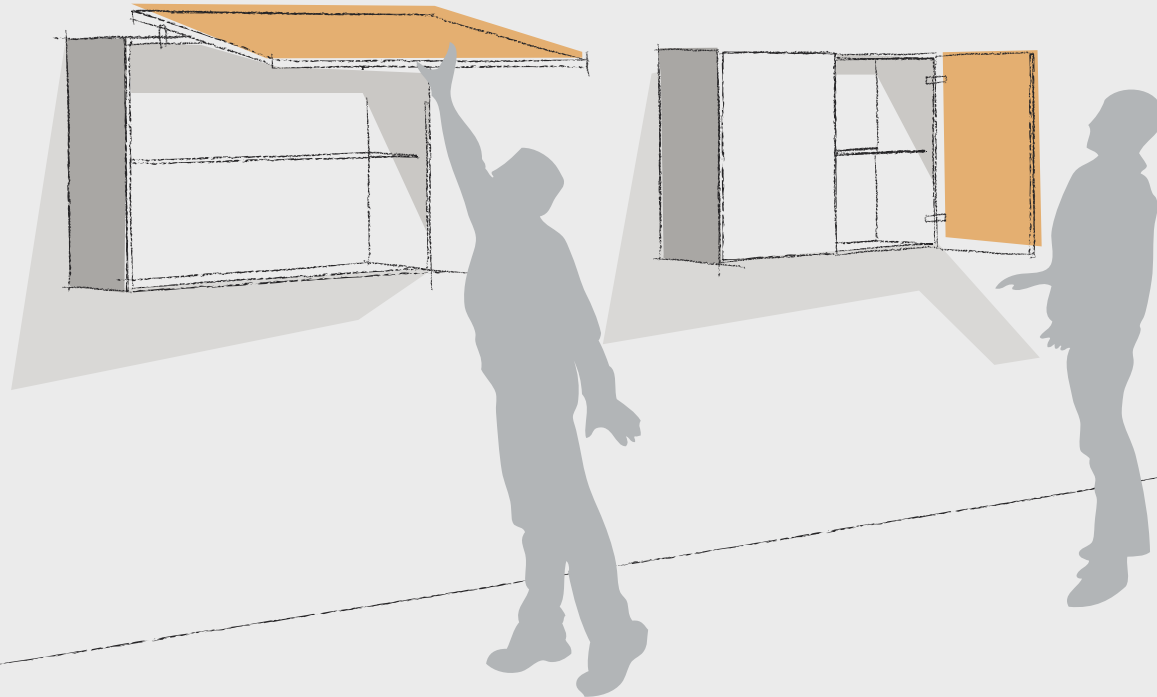
Sliding also gets people excited in furniture design. This was confirmed by a survey conducted on Hettich's behalf. Potential furniture purchasers were asked how they rated sliding doors in comparison to other opening systems. With regard to door systems, two aspects in particular are important to consumers:

- Ergonomics
- Design

Hettich sliding door systems comply with these requirements on every level.




Ergonomics



Benefits that come with sliding doors

Sliding doors show what they're made of in everyday use. In terms of ergonomics and convenience, most consumers think sliding doors are better. And for good reasons: Open doors on wall units are not likely to leave you injured. Sliding doors are also easy to open without stretching or dodging out the way, and perfect use can be made of storage space at the top.

Design



Creativity with sliding doors

Sliding doors provide the key to picking up on modern, spacious interior design and continuing it in furniture. Modern sliding door systems appeal for their narrow reveals, which are reduced to the minimum by large size fronts. Straightforward precision adjustment guarantees impeccable assembly results complemented by perfect reveal alignment.

WingLine L & Slide Line M in the kitchen



Wing Line L: Large cabinet in the center

Folding door fascination. WingLine L with Push to move. As if by magic, the handleless folding door opens in response to a gentle push. WingLine L with Push to move unfolds furniture ideas.

SlideLine M: Wall cabinet in the upper left

Design upgrade for kitchens. SlideLine M upgrades the practical value and design of the kitchen



WingLine L & Slide Line M in the kitchen



WingLine L: Panorama conveniece

access to 6 m² of cabinet content, leaving everything in perfect view

SlideLine M:

The versatile system is suitable for all common furniture constructions. Wooden, glass or aluminium framed doors, weighing up to 30 kg can be installed quickly and easily. Profiles are available for several shelf thicknesses.



WingLine L & Slide Line M in the kitchen



WingLine L:

Experiencing folding doors in a new way. WingLine L lets you produce folding sliding doors in a completely new dimension of convenience. With optimised running performance, soft opening and closing, tool-less installation as well as minimal door protrusion for efficiently organising the space inside the cabinet



SlideLine M:

One system, countless applications. SlideLine M makes child's play of designing and assembling 1, 2 or 3-door cabinets. There's no limit to your creativity. Our product range covers overlay (here: kitchen island) and inset solutions (here: wall cabinet).

Spotlight on WingLine L



Optimum use of space: minimal door protrusion, with door reliably held in place while open. Purist and convenient: no distracting profile on the kitchen benchtop



Experiencing folding doors in a new way.

WingLine L lets you produce folding sliding doors in a completely new dimension of convenience. The revolutionary Push / Pull to move opening mechanism provides access to everything inside the cabinet with just one movement of the hand. An impressive panorama effect! Further highlights: optimised running performance, soft

opening and closing, tool-less installation as well as minimal door protrusion for efficiently organising the space inside. WingLine L competently and securely moves door wings weighing up to 25 kg and measuring up to 2,400 mm in height: a talented all rounder for the bedroom, kitchen and office.



For easy and gentle opening:
Push / Pull to move module first class practical convenience.

WingLine L is also the first choice for laundry cabinets, hiding washing machines and tumblers



Spotlight on WingLine L



Impressive running performance:
as smooth as never before and virtually silent.

Handleless perfection:
The door set opens all the way with just one push -
from the Push to move module.



Easy and cost effective:
intelligent installation accessories for efficient one person installation.

Impresses everywhere:
WingLine L is suitable for all commonly used door wing formats.

Spotlight on SlideLine M: overlay



Overlay SlideLine M: in the kitchen wall unit

Cookery books and decorative items find a visually appealing place in wall units fitted with overlay SlideLine M, creating a homely look. Sometimes open – sometimes closed. Always different. Always in easy reach.

Spotlight on SlideLine M: inset



Inset SlideLine M in the kitchen wall unit

You want to close your wall unit completely to prevent items from getting dusty and dirty? Not a problem with inset SlideLine M because 2 or 3-door units can be created with effortless ease – leaving your imagination to run free.



Spotlight on SlideLine M: inset



Inset SlideLine M in the midway section

Inset SlideLine M also provides the option of using the midway section as closed storage space. Because sliding doors hide away electric appliances and other items after they have been used - for a tidy, homely look.



WingLine L at a glance

WingLine L



Number of door wings	2
Door wing weight	25 kg max.
Side mounting	Yes
Door material	Wood
Door wing width mm	600 mm max.
Door wing height mm	2400 mm max.
Push / Pull to move, Pull to move Silent	Yes

Technical details in brief

- ▶ For one folding door with 2 wings
- ▶ Overlay door position
- ▶ For wooden doors
- ▶ Push / Pull to move
- ▶ Sensys hinge with Silent System for Pull to move Silent and Sensys hinge without self closing feature for Push to move and Pull to move
- ▶ Door wing weight up to 25 kg
- ▶ Door height up to 2400 mm
- ▶ Door wing width up to 600 mm
- ▶ Tested with 40000 cycles

SlideLine M at a glance

SlideLine M, overlay



SlideLine M, inset



Number of runners	1	Number of runners	2
Door action	Horizontal	Door action	Horizontal
Door position	Overlay	Door position	Inset
Door weight	▶ 30 kg max.	Door weight	▶ 30 kg max.
Door material	Wood Aluminium Glass	Door material	Wood
Door width mm	300 - 1800	Door width mm	300 - 1800
Door height mm	up to 2000	Door height mm	up to 2000
Silent System	Soft closing, soft opening, soft colliding	Silent System	Soft closing, soft opening, soft colliding

Technical details in brief (overlay)

- ▶ 1-track, bottom running sliding door system
- ▶ Overlay door position
- ▶ Wooden, glass or aluminium framed doors
- ▶ Door weight up to 30 kg
- ▶ Door height up to 2000 mm
- ▶ Door width from 300 - 1800 mm
- ▶ Shelf thicknesses 15, 16, 18, 19, 22, 25 mm
- ▶ +/- 2 mm height adjustment
- ▶ Silent System in closing, opening and colliding direction
- ▶ Tool-less fast installation of the front panel
- ▶ Tested to EN 15706, Level 1 or 3

Technical details in brief (inset)

- ▶ 1-track or 2-track bottom-running sliding door system
- ▶ Inset door position
- ▶ Wooden doors
- ▶ 1-door, 2-door or 3-door application
- ▶ Runner and guide profile for screwing on or pressing in
- ▶ Door weight up to 30 kg
- ▶ Door height up to 2000 mm
- ▶ Door width from 300 - 1800 mm
- ▶ +/- 2 mm height adjustment
- ▶ Silent System in closing, opening and colliding direction
- ▶ Door quickly mounted without the need for tools
- ▶ Tested to EN 15706, Level 3

www.hettich.com

1808-040_Sliding_for_kitchens_0818_HAU/en

Technik für Möbel

