

MELAMINE



COLOURpyne®



# MELAMINE

VERSATILE, DURABLE AND ULTIMATELY, JUST RIGHT.

# VERSATILE, DURABLE & ULTIMATELY, JUST RIGHT.



## COLOURpyne® MELAMINE SUBSTRATES AND SIZES

| 1200 RANGE                       |                            |                                 |    |    |    |    |
|----------------------------------|----------------------------|---------------------------------|----|----|----|----|
| SUBSTRATE                        | NOMINAL SHEET SIZE (mm)    | NOMINAL FINISHED THICKNESS (mm) |    |    |    |    |
|                                  |                            | 16                              | 18 | 25 | 32 | 33 |
| Moisture Resistant particleboard | 2400 x 1200<br>3600 x 1200 | ●                               | ●  | ●  |    | ●  |
| Standard Particleboard           | 2400 x 1200<br>3600 x 1200 | ●                               | ●  | ●  |    |    |
| Moisture Resistant MDF           | 2400 x 1200<br>3600 x 1200 | ●                               | ●  | ●  | ●  |    |
| Standard MDF                     | 2400 x 1200<br>3600 x 1200 | ●                               | ●  | ●  |    |    |

| 1800 RANGE                       |                            |                                 |    |    |    |    |
|----------------------------------|----------------------------|---------------------------------|----|----|----|----|
| SUBSTRATE                        | NOMINAL SHEET SIZE (mm)    | NOMINAL FINISHED THICKNESS (mm) |    |    |    |    |
|                                  |                            | 16                              | 18 | 25 | 32 | 33 |
| Moisture Resistant particleboard | 2400 x 1800<br>3600 x 1800 | ●                               | ●  | ●  |    | ●  |
| Standard Particleboard           | 2400 x 1800<br>3600 x 1800 | ●                               | ●  | ●  |    |    |
| Moisture Resistant MDF           | 2400 x 1800<br>3600 x 1800 | ●                               | ●  | ●  | ●  |    |
| Standard MDF                     | 2400 x 1800                | ●                               | ●  | ●  |    |    |

Not all colours are available in all sizes. Please refer to [chhpinepanels.com.au/colourpyne](http://chhpinepanels.com.au/colourpyne) to confirm colour, finish and size availability.

**SUBSTRATE** COLOURpyne® is available in a number of sizes and substrates. Some substrates, colours and sizes are made to order so longer lead times and minimum order quantities apply.

**RESTRICTIONS ON USE** COLOURpyne Melamine should not be used in areas where it will be exposed to high moisture levels, for example, as wall linings for exteriors, for wet areas in regular contact with water, or for bench tops in kitchens and bathrooms.

**EDGE FINISHING** COLOURpyne board can be finished with Melamine or rigid edgetape.

**E0 CREDENTIALS** All COLOURpyne colours are available on lower formaldehyde emission level E0 substrate to contribute to superior air quality and a healthier working environment. All COLOURpyne MDF substrate is E0. COLOURpyne Particleboard E0 substrate is available made to order. Speak to your CHH Pinepanels representative for more information on the benefits of using COLOURpyne E0.

**CHAIN OF CUSTODY** CHH Pinepanels uses PEFC Chain of Custody (CoC) certification to ensure that the vast majority of wood in COLOURpyne products is legally sourced from sustainably managed forests. Documentation is available at [chhpinepanels.com.au](http://chhpinepanels.com.au)

## COLOURS, PATTERNS & FINISHES *See overleaf...*

Please refer to [chhpinepanels.com.au/colourpyne](http://chhpinepanels.com.au/colourpyne) to check colour and finish availability, and to view larger sections for true representation of design.

The colours shown are as close to the actual colours as the printing process will allow. Actual product samples should be viewed to determine true colours.

Order free samples at [chhpinepanels.com.au/colourpyne](http://chhpinepanels.com.au/colourpyne)

It is normal for installed melamine to show minor colour variation from selling samples or minor variations between production runs and dyelots. Our quality controls during the manufacturing process seek to minimise potential for variance and ensure any variation is within recognised industry standards.

Colour appearance can vary depending on the type of light under which a sample is viewed and the light sources where the melamine is installed. Viewing of the sample at your residence and under as many different light conditions as possible prior to making your final decision is recommended.

COLOURpyne®

# ELEGANT

The sophisticated range of colours and woodgrains delivers an authentic appeal, in a choice of finishes that include smooth, lightly textured, shiny gloss and embossed woodgrain, to enhance both residential and commercial cabinetry applications.

# PRACTICAL

A pre-finished product that successfully delivers a cost-effective option for a modern look, COLOURpyne Melamine is a progressive approach to design. Characteristics selected with an eye for quality and permanence are balanced with an independence of spirit.



COLOURpyne®

# MELAMINE COLOUR RANGE AND FINISHES

Elegant, practical and versatile COLOURpyne® is a tough, scratch resistant surface which can be used on cupboards, shelves, pantries and cabinets, storage units, bathroom cabinetry, laundry cabinets, wardrobes, general shelving, and much more. Melamine technology ensures high quality, durable panels available in a variety of colours.



## COLOURS

The COLOURpyne® range features a palette of contemporary and classic prints from solid and special colours to authentic woodgrains, including leading edge colours featured in our Naturele Series.

## SURFACE FINISHES

Changing the look of your COLOURpyne® Melamine can be as simple as changing the surface finish\*.

- Gloss:** A smooth, shiny finish.
- Decor:** A lightly textured orange peel like surface.
- Naturele:** An embossed natural woodgrain like surface.
- Velvet:** A delicate eggshell surface.

\* Not all colours are available in all finishes.























## COLOURpyne® ALL COLOURS

**G** = Available in Gloss finish   **D** = Available in Décor finish   **N** = Available in Naturele finish   **V** = Available in Velvet finish

|                      |                     |                    |                     |                       |
|----------------------|---------------------|--------------------|---------------------|-----------------------|
|                      |                     |                    |                     |                       |
| Accent White GDNV    | Almond Sand GDNV    | Alpine White GDV   | Antique White GDV   | New Antique White GDV |
|                      |                     |                    |                     |                       |
| Black DNV            | Charcoal DV         | Chintz DV          | Folkstone DV        | Jungle Moss DV        |
|                      |                     |                    |                     |                       |
| Macchiato DV         | Primary Blue DV     | Primary Red DV     | Sandstone GDV       | Cafe Crumble GV       |
|                      |                     |                    |                     |                       |
| Charcoal Haze V      | Ivory Haze GV       | Silver Haze V      | Stainless Haze GV   | Acacia Grove NV       |
|                      |                     |                    |                     |                       |
| Antoga Wenge NV      | Beech V             | Chestnut Grove NV  | Chocolate Walnut NV | Flaxen Grove NV       |
|                      |                     |                    |                     |                       |
| Charred Oak GNV      | Classic Beech V     | Balsa Finition GNV | Ebony Finition NV   | Mocha Finition NV     |
|                      |                     |                    |                     |                       |
| Mushroom Finition NV | Oyster Finition GNV | Smokey Finition NV | Whitewood NV        | Coastal Elm GNV       |
|                      |                     |                    |                     |                       |
| Coronet Beech GNV    | Dusky Elm GNV       | Fiordland Elm GNV  | Tasman Elm GNV      | Treble Beech GNV      |
















## COLOURpyne® NATURALE

G = Available in Gloss finish D = Available in Décor finish N = Available in Naturale finish V = Available in Velvet finish


|   |   |   |  |   |
|---|---|---|--|---|
|  |  |  |  |  |
| Accent White GDNV   | Almond Sand GDNV  | Black DNV   | Acacia Grove NV  | Antoga Wenge NV   |
|  |  |  |  |  |
| Chestnut Grove NV   | Chocolate Walnut NV   | Flaxen Grove NV   | Charred Oak GNV  | Whitewood NV  |
|  |  |  |  |  |
| Balsa Finition GNV  | Ebony Finition NV   | Mocha Finition NV   | Mushroom Finition NV   | Oyster Finition GNV   |
|  |  |  |  |  |
| Smokey Finition NV  | Treble Beech GNV  | Coastal Elm GNV   | Coronet Beech GNV  | Dusky Elm GNV   |
|  |  |   |  |   |
| Fiordland Elm GNV   | Tasman Elm GNV  |   |  |   |

## COLOURpyne® GLOSS

G = Available in Gloss finish D = Available in Décor finish N = Available in Naturale finish V = Available in Velvet finish

|   |   |   |  |   |
|---|---|---|--|---|
|  |  |  |  |  |
| Accent White GDNV   | Almond Sand GDNV  | Alpine White GDV  | New Antique White GDV  | Sandstone GDV   |
|  |  |  |  |  |
| Cafe Crumble GV   | Charred Oak GNV   | Oyster Finition GNV   | Balsa Finition GNV   | Coastal Elm GNV   |
|  |  |  |  |  |
| Coronet Beech GNV   | Dusky Elm GNV   | Fiordland Elm GNV   | Tasman Elm GNV   | Treble Beech GNV  |

Please refer to [chhpinepanels.com.au/colourpyne](http://chhpinepanels.com.au/colourpyne) to confirm colour, finish and size availability.



## CLEANING AND CARE INSTRUCTIONS

Keeping your COLOURpyne® Melamine surfaces clean is easy. Regular cleaning simply involves wiping with a clean, damp cloth.

### Stubborn Grease and Grime

To clean off grimy film, use vinegar diluted with water or Selleys Sugar Soap.

### Spills and Stains

The most important thing is to catch the stain early. Wiping it with hot soapy water is the first thing to try, however for tougher stains we recommend trying:

|                    |   |
|--------------------|---|
| wine               | hot soapy water                                   |
| rust               | diluted vinegar or lemon juice                    |
| shoe polish        | diluted vinegar or lemon juice                    |
| oven cleaner       | hot soapy water                                   |
| tea                | all-purpose surface cleaner                       |
| foodstuffs         | all-purpose surface cleaner                       |
| fabric dye         | cold water, wipe dry, then use methylated spirits |
| felt pen           | methylated spirits or acetone                     |
| paint/glue         | acetone   |
| heavy wax & grease | xylene  |
| hair/leather dye   | methylated spirits                                |

- After using the solutions recommended above, always wipe with a damp cloth, then a dry cloth.
- Never use abrasive cleaners or abrasive cleaning cloths, such as wire wool scourer pads, copper cleaner pads or sandpaper, on your COLOURpyne Melamine surfaces.
- We also recommend caution in using bleach and alcohol-based cleaners. Dilute bleach (1 part bleach/ 3 parts water).

## SAFE WORK PRACTICES

Work and storage areas should be well ventilated, and cleaned regularly. Wood dust should be removed by vacuum cleaning or by the wet sweeping method – not by compressed air systems. All sawing, sanding and machining equipment should be fitted with efficient dust extraction systems. Hand power tools should be fitted with dust bags. If skin irritations occur, long-sleeved shirts, trousers and comfortable work gloves should be worn. For respiratory protection,

respirators/dust masks should be worn. These should comply with AS/NZS 1716. Safety glasses should be worn when machining substrates. Eye protection must conform to AS/NZS 1337. As a reconstituted panel product made from wood, resin and wax, users should be aware that as with all wood and timber products, prolonged exposure to wood dust and/or formaldehyde from MDF or particleboard may be harmful to your health. For more information please refer to the relevant COLOURpyne Material Safety Data Sheet at [chhpinepanels.com.au](http://chhpinepanels.com.au)

## IMPORTANT NOTE AND DISCLAIMER

The information contained in this brochure is current as at March 2015 and replaces all previous CHH Pinepanels product information relating to COLOURpyne Melamine. CHH Pinepanels reserves the right to change the information contained in this brochure without prior notice. CHH Pinepanels has used its reasonable endeavours to ensure the accuracy and reliability of the information contained in this brochure and, to the extent permitted by law, will not be liable for any inaccuracies, omissions or errors in this information nor for any actions taken in reliance on this information. It is your responsibility to visit [chhpinepanels.com.au/colourpyne](http://chhpinepanels.com.au/colourpyne) to confirm that you have the most up to date information available.

The contents of this brochure are copyright protected. The reproduction of all or part of the contents of this brochure is prohibited without the prior permission of CHH Pinepanels.

## BRANCHES

**VICTORIA**  
**Melbourne**  
T (03) 9647 9930

**SOUTH AUSTRALIA**  
**Adelaide**  
Ph (08) 8359 1660

**NEW SOUTH WALES**  
**Sydney**  
T (02) 9757 6999

**WESTERN AUSTRALIA**  
**Perth**  
Ph (08) 9356 9911

**QUEENSLAND**  
**Brisbane**  
T (07) 3722 3500  
**Townsville**  
T (07) 4779 0877  
**Cairns**  
T (07) 4035 3955

  
**GUNNERSEN**  
[www.gunnersens.com.au](http://www.gunnersens.com.au)

For more information...

Call 1300 658 828 or visit  
[www.chhpinepanels.com.au/colourpyne](http://www.chhpinepanels.com.au/colourpyne)

 **pinepanels**

