



fade[®] acoustic plaster
seamless acoustic ceilings

Our Acoustic Plaster System

The fade® Acoustic Plaster System is a high-quality plastering system that absorbs unwanted noise in a wide range of environments.

A seamless acoustic solution, with NRC's as high as 1.0, applied to walls and ceilings. Its highly absorbent qualities allow for optimum acoustic control in large, commercial spaces as well as leisure and hospitality spaces.

Fields of application include everything from large office spaces to small living rooms, restaurants, showrooms & galleries, schools, and much more.

The system can be installed on virtually every surface, on walls, arches, and curved ceilings.

high quality
seamless acoustic
ceiling solutions
with **fade**



Environment & LEED credits

We think dearly of the environment and climate and we take pride in manufacturing fantastic and environmental-friendly products.
In 2018, our products were certified at the *Cradle to Cradle v3.1 Silver level*.

With the launch of the new LEED v4, our Cradle to Cradle Silver Certified products will provide extra points and they will be valued at 100% of cost.

Choosing our products can earn project teams up to 2 extra LEED points.

Download our LEED v4 credits on www.fadeceilings.com/download and learn more.

LEED V4 CREDITS & SUSTAINABILITY



Materials & Resources

fade® Acoustic Plaster has been certified at the *Cradle to Cradle v3.1 Silver level*.

The Cradle to Cradle certification will provide up to 2 extra LEED points and our products will be valued at 100% of cost.

Cradle to Cradle Certified™ is a certification mark licensed by the Cradle to Cradle Products Innovation Institute.



Indoor Climate

With as little as 0,02g/L VOC content & French Regulations A+ certification our products comply with the LEED reference standard.

All our products have passed the test against ASTM D3273 for Resistance to Growth of Mold on the Surface of Interior Coatings.



Acoustic Performance

With NRC's as high as 1.0 our products meet the reverberation time requirements set out in the LEED reference standard.



Daylight

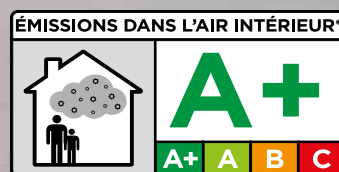
Our products have a high light reflectance and projects can benefit from maximizing access to daylight.



Building Life-Cycle Impact Reduction

Our products are very durable, highly UV- and humidity resistant, anti-static and can be recoated. This help to reduce the building life-cycle impact.

Our products are tested against ASTM D6991-17 for Internal Stress and ASTM E761/E761M for Compressive Strength.



fade® Acoustic Ceilings has had their fade® Acoustic Plaster assessed against the criteria of the Material Health category in the Cradle to Cradle Certified™ Product Standard and was awarded a Silver level Material Health Certificate by the Cradle to Cradle Products Innovation Institute.

ACOUSTIC PLASTER FINISHES

The fade® Acoustic Plaster System is offered in a choice of different finishes to suit design requirements.



Ultra smooth

An ultra smooth, fine grain & super white finish.

Sanded or troweled to achieve a highly aesthetic and seamless acoustic solution.



Light reflectance: 93 %



Standard color: NCS S 0300-N



Class A Fire Testing as per ASTM E84 & A2-s1,d0 as per EN 13823:2020



NRC up to: 0.90 (Class A)

Smooth

A smooth, medium grain & pure white finish.

Sanded or troweled to achieve a highly aesthetic and seamless acoustic solution.



Light reflectance: 81 %



Standard color: NCS S 0500-N

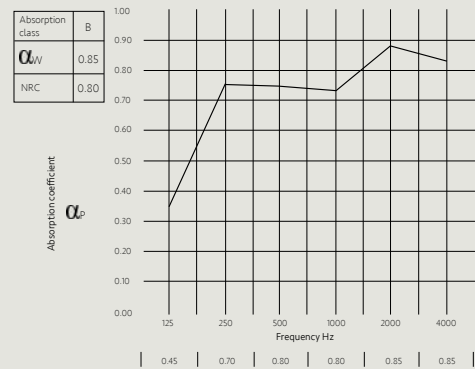


A2-s1,d0 as per EN 13823:2020

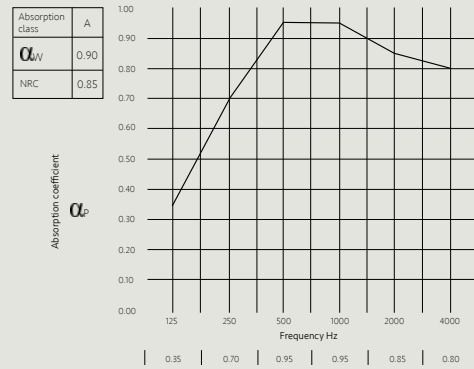


NRC up to: 1.0 (Class A)

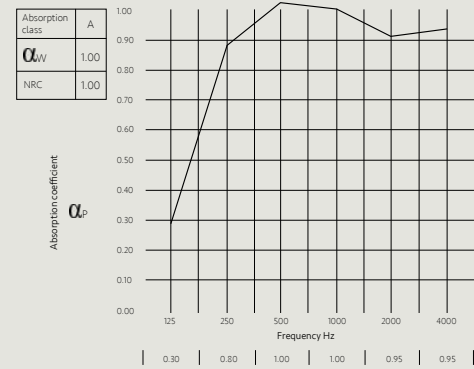
25 mm (1") fade® PLUS+ - Suspended (E-200)



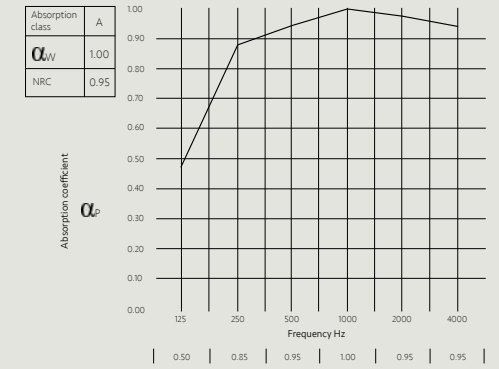
40 mm (1 1/2") fade® PLUS+ - Direct (type A)



40 mm (1 1/2") fade® ALBUS - Direct (Type A)



40 mm (1 1/2") fade® ALBUS - Suspended (E-200)



For more test results scan the QR code or go to fadeceilings.com/download



For more test results scan the QR code or go to fadeceilings.com/download



“Everything is possible...”

The possibilities with the fade® Acoustic Plaster is endless.

The flexible fade® Acoustic Plaster System is discreet alternative to traditional acoustic solutions, such as suspended ceilings.

As an acoustic plaster solution spray applied to walls and ceilings, its highly absorbent qualities allow for optimum acoustic control in large, commercial spaces.

The fade® Acoustic Plaster System can be applied on virtually any surface including straight and curved walls, dramatic angles and arching domes.



A flexible &
design award
winning system

BENEFITS AT A GLANCE

The fade® Acoustic Plaster System is a high-quality acoustic plastering system with a lot of benefits.



Durability

The acoustic plaster is anti-static and inorganic resulting in no requirement for maintenance and it's very easy to repair.

The system is very durable, highly UV- and humidity resistant, anti-static and can be recoated making it very durable in all regions of the world.



We think of the environment

We think dearly of the environment and climate and we take pride in manufacturing fantastic and environmental-friendly products.

In 2018 our products were certified at the *Cradle to Cradle v3.1 Silver level*.



Color & Light Reflectance

Standard color: White
Light Reflectance Value as high as 93%

The plaster is inorganic and anti-static and will keep its natural color throughout the years.

The plaster can be colored in all RAL and NCS colors.



Innovation & sustainable production

The recipe is Swedish and manufacturing is carried out at our factory in Denmark using only materials that originates from Europe.

We continuously develop our products to make sure that we have the best acoustic plaster on the market.



Acoustic performance & fire testing

With NRC's as high as 1.0 our system has great acoustic performance.

The system has been tested against the EN 13823:2020 and ASTM E84 and achieved A2-s1,d0 and Class A.




Indoor Climate

All our products have passed the test against ASTM D3273 for Resistance to Growth of Mold on the Surface of Interior Coatings.

With as little as 0,02 g/L VOC content & French Regulations A+ certification our products comply with the LEED reference standard.

Our systems are CE marked according to the EU harmonized standard EN13964:2014. CE marked construction products are covered by a Declaration of Performance (DOP) which enables customers to easily compare performance of products available on the EU market.





TYPES OF INSTALLATION

The fade® Acoustic Plaster System is very flexible and can be installed in different ways.

1

Direct installation

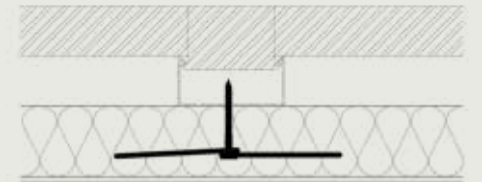
The acoustic board is installed directly onto a plasterboard, concrete or timber substrate with either approved adhesive or mechanically fixed with fade® Special Washers.



2

Direct-to-grid

The acoustic board is installed directly to a MF metal drywall grid system 400mm (16") c/c or similar with the fade® Special Washers.



3

fade® Acoustic Plaster without an acoustic board

The acoustic plaster is sprayed directly onto a primed plasterboard or concrete substrate to a total thickness of 3mm (1/8").



Suitable substrates:

Regular gypsum wallboard, MF metal drywall grid system 400mm (16") c/c or similar, concrete, previously painted substrates, timber/steel frame

INSTALLATION GUIDANCE

The fade® Acoustic Plaster System is installed with just a few easy steps.



1A

Mechanical Installation

The acoustic boards are installed to a suitable substrate with tight joints. Installation can be done mechanically with screws and fade® Special Washers 400mm (16") c/c.



1B

Adhesive Installation

The acoustic boards are installed to a suitable substrate with tight joints. Installation can be done with the fade®



2

fade® Special Joint Tape

fade® Special Joint Tape is applied onto all joints to reinforce the structure.



3

Filling

Acoustic plaster is applied onto the fade® Special Joint Tape and washers to level the surface.*

*Acoustic plaster on joints, and washers can be given a light sand when dry to remove any irregularities



4

Spraying - 1. layer

The first layer of acoustic plaster is spray applied to a 1.5-2mm thickness (1/13") and troweled to a smooth finish.



5

Spraying - 2. layer

The second and finishing layer of acoustic plaster is spray applied and troweled to a smooth finish. The two layers of acoustic plaster should build 3mm (1/8") in total.



6

Troweling

Trowel both layers of acoustic plaster to a smooth finish.



7

Sanding

For a completely smooth finish sand the entire surface until satisfied.



NTU Cosmology Hall, Taiwan

Education



V&A Museum, China

Culture




Le Jules Vernes,
The Eiffel Tower,
France

Hospitality



Orsted,
Denmark

Commercial



Hankook Tire HQ,
Korea

Commercial



Helsinki Olympic Stadium,
Finland

Hospitality



KVUC, Denmark

Education



3XN, Denmark

Commercial



The Silo,
Denmark

Hospitality




Niittykumpu Metro
Station,
Finland

Public transportation



Sankt Petri Skola,
Sweden

Education



Jätkäsaari School,
Finland

Education



Sky One,
Australia

Leisure



Keskuspuiston Ammattiopisto School,
Finland

Education



VillAnn,
Sweden

Hospitality



Caroli City,
Sweden

Shopping Mall



for more projects please visit
fadeceilings.com

Vedbæk,
Denmark

Hospitality

FOR ENQUIRIES,
INFORMATION
& SALES

Office (+45) 25 700 176
contact@fadeceilings.com

fade[®]



visit us at fadeceilings.com



Ecophon
SAINT-GOBAIN