

Sanctuary

DC 52"

New for 2023/24 - the stunning solid timber sanctuary is now available in a practical 52" size - perfect for bedrooms!

Matte Black
Natural Blades

F6000/219A
Without Light



F6001/219A
With LED Light



Matte Black
Teak Blades

F6000/218A
Without Light



F6001/218A
With LED Light



Matte White
Whitewash Blades

F6000/120A
Without Light



F6001/120A
With LED Light



Matte White
Natural Blades

F6000/119A
Without Light



F6001/119A
With LED Light



Matte White
Teak Blades

F6000/118A
Without Light



F6001/118A
With LED Light



52"
1320mm



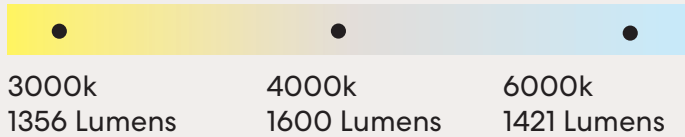
8
Year
8 Year
Motor Warranty
2 year in home
+ 6 year motor
replacement

Technical Data

Install Location:	Indoor/Outdoor* & Coastal
Motor Type:	DC
Blade Material:	Solid Timber
Operation:	Remote Control
Remote frequency 433 MHz	


Reversible:	Yes (via remote)
Timer:	1H / 4H / 8H
Ceiling Mount Angle:	0-15°
Blade Pitch:	10° (Approx)

About the CCT LED Light



Light Type:	LED (18w)
Dimmable:	Yes (8 Steps)

SP13-FM005 - User Replaceable LED Light Panel. Plug in LED panel can be replaced without an electrician.



LED Light has CCT & Dimming level memory, turn your fan off / on and the same light settings will be retained

Anti-corrosive paint applied on all metal components & waterproof sealer on solid timber blades

Performance 52" Models

Speed	Motor Wattage	RPM	Airflow (m3/hr)
1	5.7w	69	3,012
2	7.8w	94	3,820
3	11.5w	113	4,010
4	16.2w	133	5,332
5	25.4w	155	7,020
6	40w	181	8,860



Dimensions

This fan requires a minimum ceiling height of 2.7m.

Canopy cover diameter
150mm

Supplied with 2 extension rods in the box
125mm
250mm



Extension Rods

Matte Black 900mm Without Light K505M/209A	White 900mm Without Light K505M/109A	Matte Black 1800mm Without Light K505M/218A	White 1800mm Without Light K505M/118A
With Light K5061/209A	With Light K5061/109A	With Light K5061/218A	With Light K5061/118A

Sanctuary

DC 70"

A stunning fan to improve airflow and cooling in open plan areas and covered outdoor spaces. Now available with or without LED light.

Matte Black
Natural Blades

KF6010/219A
Without Light

KF6011/219A
With LED Light



Matte Black
Teak Blades

KF6010/218A
Without Light

KF6011/218A
With LED Light



Matte White
Whitewash Blades

KF6010/101A
Without Light

KF6011/101A
With LED Light



Matte White
Natural Blades

KF6010/119A
Without Light

KF6011/119A
With LED Light



Matte White
Teak Blades

KF6010/118A
Without Light

KF6011/118A
With LED Light



Matte Black
Black Blades

KF6010/202A
Without Light

KF6011/202A
With LED Light



70"
1778mm



8
Year
8 Year Motor Warranty
2 year in home
+ 6 year motor replacement

Technical Data

Install Location:	Indoor/Outdoor* & Coastal
Motor Type:	DC
Blade Material:	Solid Timber
Operation:	Remote Control

Remote frequency 433 MHz


Reversible:	Yes (via remote)
Timer:	1H / 4H / 8H
Ceiling Mount Angle:	0-15°
Blade Pitch:	10° (Approx)

About the CCT LED Light

3000k 1435 Lumens	4000k 1474 Lumens	6000k 1461 Lumens
----------------------	----------------------	----------------------

Light Type:	LED (24w)
Dimmable:	Yes (8 Steps)

SP13-FM005 - User Replaceable LED Light Panel. Plug in LED panel can be replaced without an electrician.



LED Light has CCT & Dimming level memory, turn your fan off / on and the same light settings will be retained

Anti-corrosive paint applied on all metal components & waterproof sealer on solid timber blades

Performance 70" Models

Speed	Motor Wattage	RPM	Airflow (m3/hr)
1	5.4w	55	3,150
2	10.3w	86	5,230
3	15w	103	6,879
4	20w	115	8,520
5	26w	128	9,053
6	38w	147	11,176



Dimensions

This fan requires a minimum ceiling height of 2.7m.

Canopy cover diameter
150mm

Supplied with 2 extension rods in the box
125mm
250mm



Extension Rods

Matte Black 900mm
Without Light
K505M/209A
With Light
K5061/209A

White 900mm
Without Light
K505M/109A
With Light
K5061/109A

Matte Black 1800mm
Without Light
K505M/218A
With Light
K5061/218A

White 1800mm
Without Light
K505M/118A
With Light
K5061/118A

Sanctuary

XL DC

Drawing broad strokes from solid timber blades, the Fanco Sanctuary creates an instant refuge from the heat.

Matte Black
Natural Blades



KF6020/219A - 86"
KF6030/219A - 92"
Without Light

KF6021/219A - 86"
KF6031/219A - 92"
With LED Light

Matte Black
Teak Blades



KF6020/218A - 86"
KF6030/218A - 92"
Without Light

KF6021/218A - 86"
KF6031/218A - 92"
With LED Light

Matte White
Whitewash Blades



KF6020/101A - 86"
KF6030/101A - 92"
Without Light

KF6021/101A - 86"
KF6031/101A - 92"
With LED Light

Matte White
Natural Blades



KF6020/119A - 86"
KF6030/119A - 92"
Without Light

KF6021/119A - 86"
KF6031/119A - 92"
With LED Light

Matte White
Teak Blades



KF6020/118A - 86"
KF6030/118A - 92"
Without Light

KF6021/118A - 86"
KF6031/118A - 92"
With LED Light

Matte Black
Black Blades



KF6020/202A - 86"
KF6030/202A - 92"
Without Light

KF6021/202A - 86"
KF6031/202A - 92"
With LED Light



8
Year

8 Year
Motor Warranty
2 year in home
+ 6 year motor
replacement

Technical Data

Install Location:	Indoor/Outdoor* & Coastal
Motor Type:	DC
Blade Material:	Solid Timber
Operation:	Remote Control

Reversible:	Yes (via remote)
Timer:	1H / 4H / 8H
Ceiling Mount Angle:	0-15°
Blade Pitch:	10° (Approx)

Remote frequency 433 MHz


About the CCT LED Light



3000k 1435 Lumens	4000k 1474 Lumens	6000k 1461 Lumens
----------------------	----------------------	----------------------

Light Type:	LED (24w)
Dimmable:	Yes (8 Steps)

SP13-FM005 - User Replaceable LED Light Panel. Plug in LED panel can be replaced without an electrician.



LED Light has CCT & Dimming level memory, turn your fan off / on and the same light settings will be retained

Anti-corrosive paint applied on all metal components & waterproof sealer on solid timber blades

Performance 86" Models

Speed	Motor Wattage	RPM	Airflow (m3/hr)
1	12w	78	3,460
2	15.6w	87	6,569
3	22.2w	98	9,089
4	30w	110	11,246
5	39.8w	121	12,005
6	54.3w	131	14,052

Performance 92" Models

Speed	Motor Wattage	RPM	Airflow (m3/hr)
1	12w	75	3,610
2	15.7w	86	7,796
3	22.5w	93	11,152
4	30.4w	105	12,896
5	40w	116	14,058
6	54.8w	127	16,235

Dimensions

This fan requires a minimum ceiling height of 2.7m.

Canopy cover diameter
150mm

Supplied with a 250mm rod which results in larger than average ceiling to blade drop.



Extension Rods

Matte Black 900mm Without Light K505M/209A	White 900mm Without Light K505M/109A	Matte Black 1800mm Without Light K505M/218A	White 1800mm Without Light K505M/118A
With Light K5061/209A	With Light K5061/109A	With Light K5061/218A	With Light K5061/118A