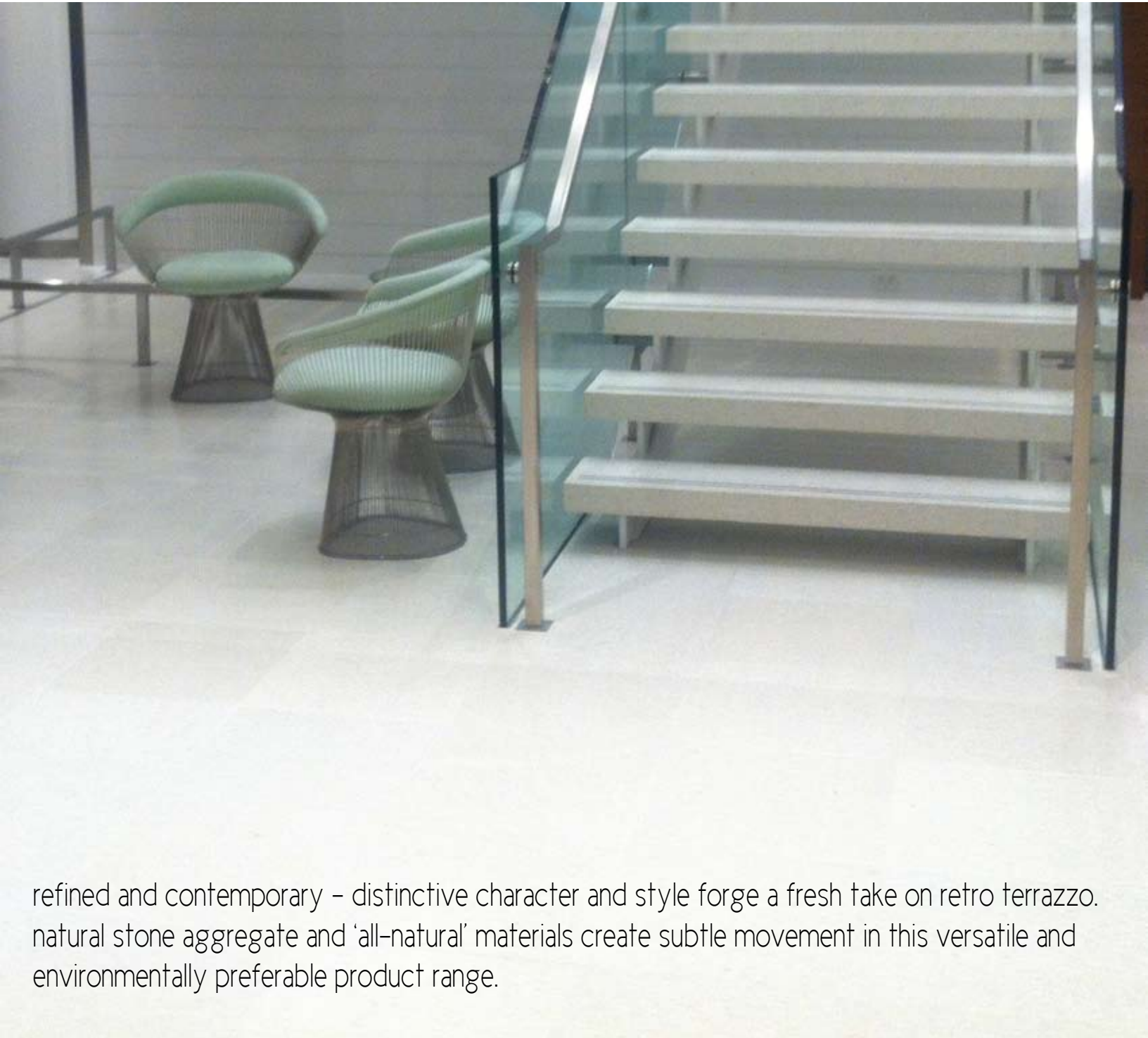


# venice

terrazzo tile and slab




refined and contemporary – distinctive character and style forge a fresh take on retro terrazzo. natural stone aggregate and ‘all-natural’ materials create subtle movement in this versatile and environmentally preferable product range.

# venice

## colors




alabaster terrazzo



ebony terrazzo



ivory terrazzo




fossil terrazzo




pewter terrazzo



ivory flekk



fossil flekk



pewter flekk

each tile features only the finest natural stone aggregates of granite and marble. all natural raw materials create movement in tone, variation in exposed stones, and character unique to concrete terrazzo and slab surfaces. venice is a great alternative to poured terrazzo and natural stone counters.

[collaborate with us](#): additional colors available. custom colors can be created to suit your project needs.


[collaborate](#)  
concrete-collaborative.com  
sales@concrete-collaborative.com

concrete  
collaborative


# venice

## sizes


12 x 12 x 5/8"  
300 x 300 x 15mm




18 x 18 x 5/8"  
450 x 450 x 15mm




24 x 24 x 5/8"  
600 x 600 x 15mm



36 x 36 x 3/4"  
900 x 900 x 20mm



33 x 96 x 1 1/4"  
840 x 2440 x 30mm  
48 x 96 x 1 1/4"  
1220 x 2440 x 30mm



6 x 24 x 5/8"  
150 x 600 x 15mm



12 x 24 x 5/8"  
300 x 600 x 15mm



12 x 36 x 3/4"  
300 x 900 x 20mm



18 x 36 x 3/4"  
450 x 900 x 20mm



metric units are actual

rectified tile formats create clean lines and a framework for design. we offer a standard polished edge to be used on stair-treads, base tile and other finished edge needs. well suited to stair-tread use.

collaborate with us: custom size modules up to 48" (1200mm) available to suit your specific project.





# venice

## terrazzo tile and slab

venice terrazzo tile is dimensionally accurate and installed with the ease of tile. simply thin-set, using a rapid-setting adhesive like mapei granirapid, over a level and cured slab.

venice terrazzo slab can be cut, mitered, laminated and installed using standard fabrication techniques.

tile surfaces should be buffed using the htc twister cleaning system and sealed with a quality penetrating sealer such as nano 1000. pads and sealer are available from concrete collaborative. contact us or refer to our sealing guide before installing slab. we can recommend floor finishing specialists to support your project.

for further information visit us [concrete-collaborative.com](http://concrete-collaborative.com)

